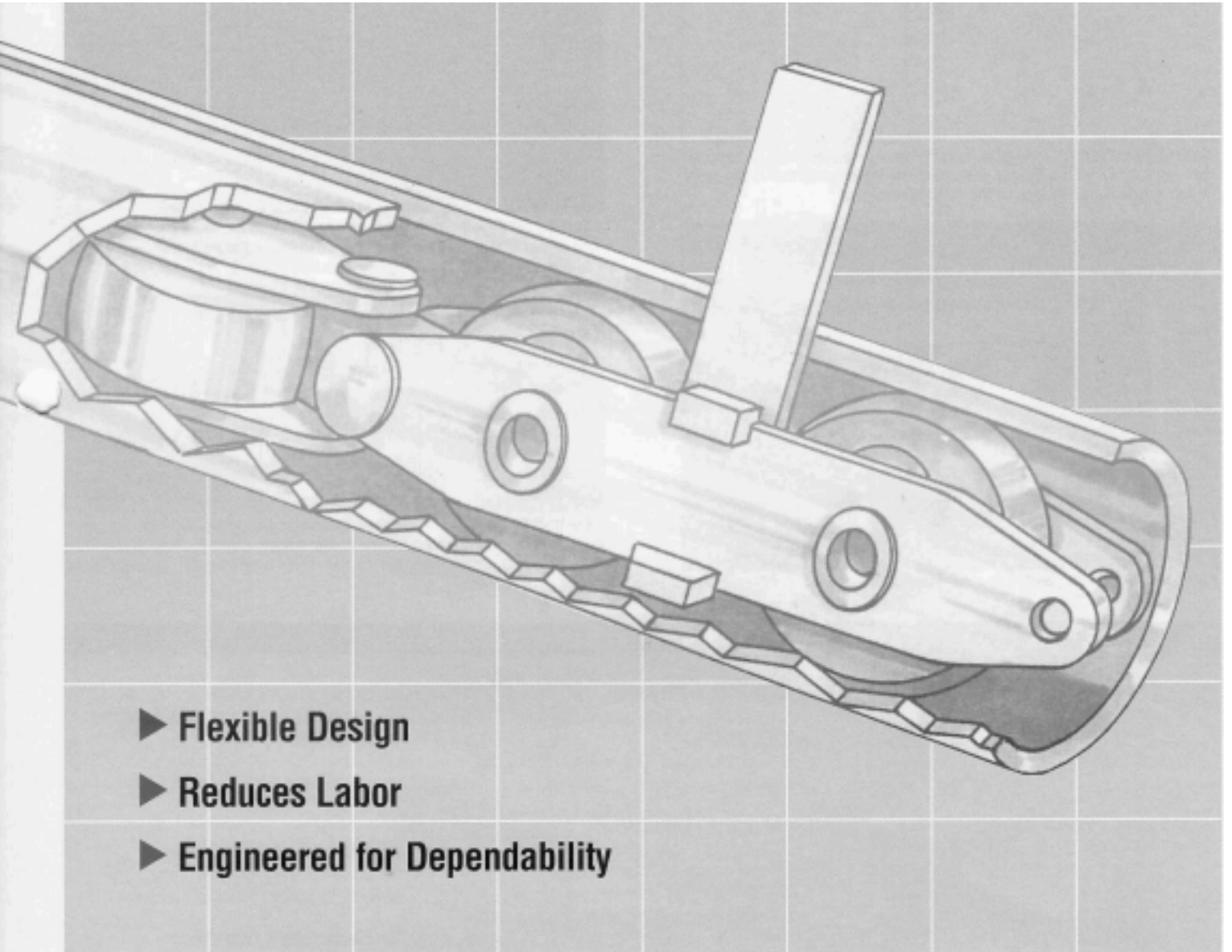




**TRANSPORT
CONVEYOR SYSTEM**

CONTIN-U-VEYOR

YOU GAVE US YOUR PROBLEMS... WE GIVE YOU SOLUTIONS.

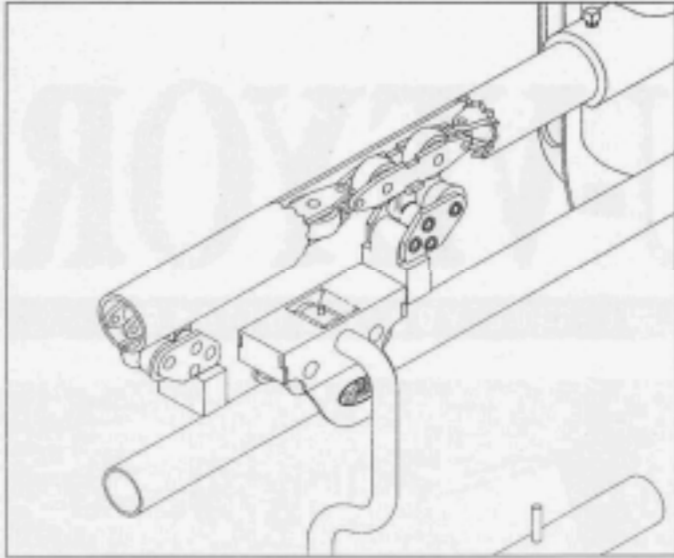


- ▶ Flexible Design
- ▶ Reduces Labor
- ▶ Engineered for Dependability


CONTIN-U-VEYOR is a durable tubular designed conveyor used to transport medium-duty loads. A wide variety of White standard components are available to ensure an efficient, durable, custom designed system.

CONTIN-U-VEYOR is ideal for: steam tunnels, garment transport, manufacturing and general material handling.


CONTIN-U-VEYOR can be configured to your needs:




POWER & FREE SYSTEM - used to transport White style trolleys both horizontally and vertically. When configured with standard White components an entire routing system for bulk loaded trolleys can be designed.




GARMENT SINGULATOR - is used as an automatic loading device for single garment.



PENDANT DOWN CHAIN - when designed with special attachments, this configuration will carry a variety of items. The low profile design and tight radius bends allow efficient routing of conveyor path.



PENDANT UP CHAIN - is used primarily for hangered goods. The small diameter tube allows hangers to be hung directly on the track and pushed by the pendant. Loading and plowoff may take place anywhere along the conveyor system.



"STEP" PENDANT CHAIN - designed to transport bundled or single hangered goods with minimal sliding friction and/or hanger wear. By keeping single or bundled goods off the track, and carried on the pendant arm, longer conveyor designs are possible.

CONTIN-U-VEYOR COMPONENTS SPECIFICATIONS

SLOTTED TRACK

durable, long lasting and, easy to install

- 1-5/16" O.D., 13 Gauge, zinc plated or stainless steel

BENDS

extra strength in areas of highest wear

- All stainless steel, vertical and horizontal
- Standard bends 15°, 30°, 45°, 60°, 90°, & 180°
- Custom bends available for any design requirement

STEEL CHAIN

ball bearing wheels mounted vertically and horizontally ensuring low rolling resistance.

- 300 lb. chain pull

HARDENED PENDANTS

minimizes wear and suitable for any application

- 3" pendant at 3-1/8" and 6-1/4" spacing
- 3" step pendant at 6-1/4" spacing

DRIVE WITH TAKE-UP

allowing equipment to function longer without continual maintenance.

- 90°, 180° and Pass-through drive
- Automatic air operated or manual screw take-up

PLOW-OFF STATIONS

components to customize your material routing needs.

- Air Operated or Fixed

GARMENT SINGULATOR

is used as an automatic loading device for single garment.

OPTIONS:

CONTROL CONSOLES

components used for ease of operation

- Remote control consoles available

VARIABLE SPEED CONTROLS

used to fine tune production speed

- Remote variable speed control available



WHITE CONVEYORS, INC.

10 Boright Avenue • Kenilworth, NJ 07033 • Phone: 800-524-0273 • Fax: 908-686-9317
An Equal Opportunity Employer