

"QUALITY PUMPS SINCE 1939"

Product information presented here reflects conditions at time of publication. Consult factory regarding discrepancies or inconsistencies.

ZOELLER
PUMP CO.



SECTION: 2.60.130

FM1472

0903

Supersedes

0701

MAIL TO: P.O. BOX 16347 • Louisville, KY 40256-0347
SHIP TO: 3649 Cane Run Road • Louisville, KY 40211-1961
(502) 778-2731 • 1 (800) 928-PUMP • FAX (502) 774-3624

visit our web site:
<http://www.zoeller.com>

COMPARE THESE FEATURES

- Non-Clogging vortex impeller.
- Passes 1½" spherical solids.
- Available with 2" or 3" NPT vertical flange discharge.
- Durable cast iron construction with stainless steel screws and handle.
- Corrosion resistant powder coated epoxy finish.
- 50' UL Listed neoprene jacketed power cable. Extra lengths, 75-100 ft. available.
- Motor - 230V, 60Hz, 3450 RPM, 1 HP (4290), 2 HP (4291), oil-filled, hermetically sealed, thermal overload protection with automatic reset.
- Available in both 1 & 3 Phase.
- Maximum operating temp. 130°F (54°C).
- Shaft Seals - Silicon carbide/Silicon carbide lower and Carbon/Silicon carbide upper seals.
- Neoprene gaskets and seals.
- Double shaft seals provides extra protection for motor.
- Large clearances to prevent stoppage from build up of solids.
- Pump flotation devices available for Lagoon installations. (See FM1473)
- Width 12 7/8", Height 20 1/2".

ZOELLER
PUMP CO.

<http://www.zoeller.com>

MAIL TO: P.O. BOX 16347
Louisville, KY 40256-0347

SHIP TO: 3649 Cane Run Road
Louisville, KY 40211-1961
(502) 778-2731 • 1 (800) 928-PUMP
FAX (502) 774-3624

Manufacturers of . . .



"QUALITY PUMPS SINCE 1939"

© Copyright 2003 Zoeller Co. All rights reserved.

4290 - 4291 Double Seal Series

(For Pump Prefix Identification see News & Views 0052)

HIGH HEAD

"AGRICULTURAL"

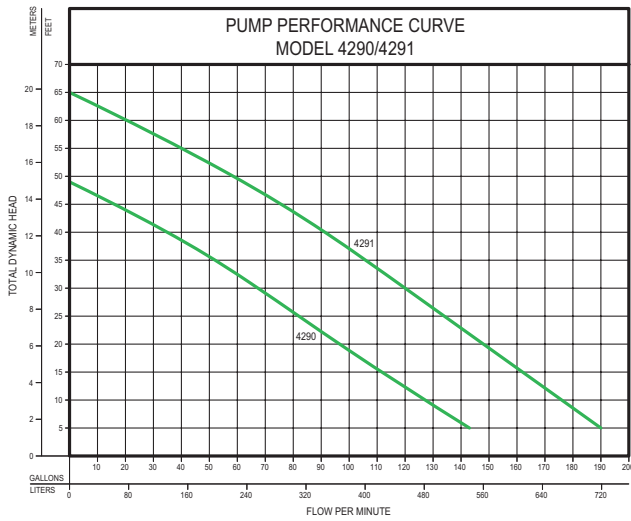
PUMP

SPECIFICALLY DESIGNED
FOR LAGOON
OR SUMP PIT APPLICATIONS



 POWDER
COATED
TOUGH™

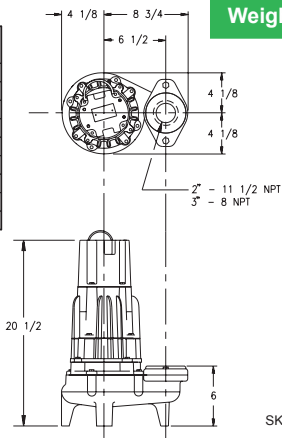




TOTAL DYNAMIC HEAD/FLOW
PER MINUTE
SEWAGE AND DEWATERING

MODEL		4290		4291	
Feet	Meters	Gal.	Liters	Gal.	Liters
5	1.5	143	541	190	719
10	3.0	127	481	176	666
20	6.1	96	363	148	560
30	9.1	68	257	120	454
40	12.2	37	140	92	348
50	15.2	--	--	60	227
60	18.3	--	--	21	79
Shut-off Head:		49 ft. (14.9m)		65 ft. (19.8m)	

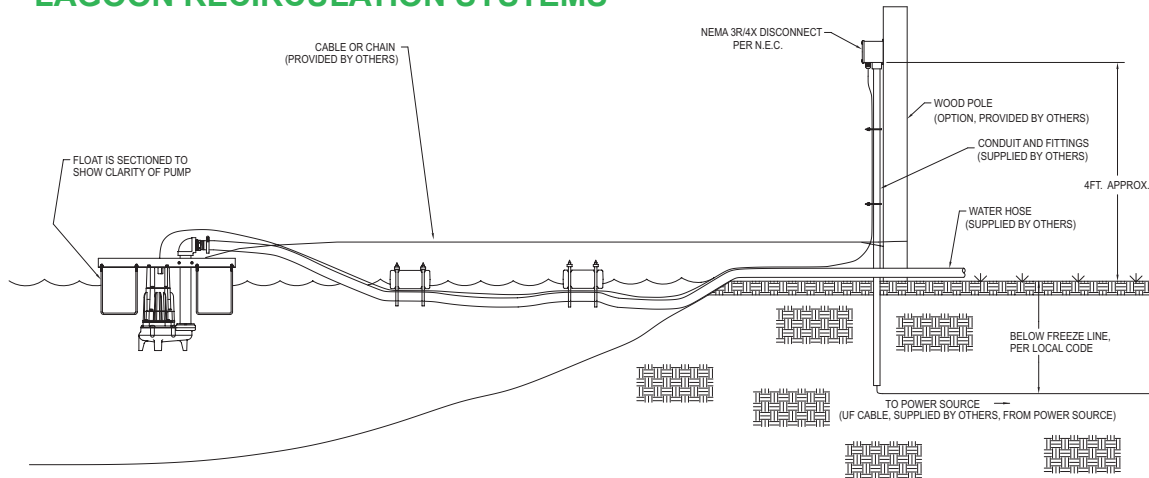
010652



**Double Seal
4290 & 4291
Weight 100-102 lbs.**

SK1619

LAGOON RECIRCULATION SYSTEMS



SK1622

Pump pontoons (See FM1507 for Specs.)

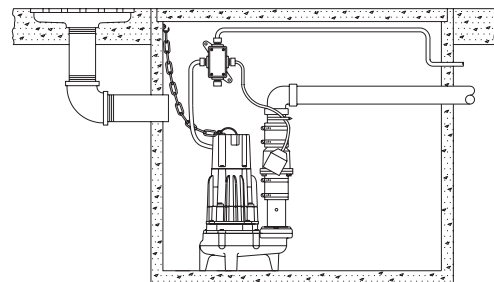
P/N 10-0624 Pontoon and hardware kit for connection to 2" discharge conduit.

P/N 10-0625 Pontoon and hardware kit for connection to 3" discharge conduit.

Pipe Floats

P/N 10-0631 Includes four floats with nylon pipe straps.

PIT SYSTEMS



SK1605

STANDARD MODELS - 50 Ft. POWER CABLE - NO MOLDED PLUG

Model 4290 - 1 HP

Models	Volts	Ph	Amps	Hz	Lbs.
E4290	230	1	9.0	60	100
I4290	200-208	1	10.8	60	100
J4290	200	3	7.3	60	100
F4290	230	3	6.5	60	100
G4290	460	3	3.3	60	100
BA4290	575	3	*	60	100

Model 4291 - 2 HP

Models	Volts	Ph	Amps	Hz	Lbs.
E4291	230	1	14.5	60	102
I4291	200-208	1	17.5	60	102
J4291	200	3	11.4	60	102
F4291	230	3	10.0	60	102
G4291	460	3	5.0	60	102
BA4291	575	3	*	60	102

*Consult Factory

For information on additional Zoeller products refer to catalog on Piggyback Variable Level Float Switches, FM0477; Electrical Alternator, FM0486; Mechanical Alternator, FM0495; Sump/Sewage Basins, FM0487; Simplex Pump Control, FM1596; Alarm Systems, FM0732; and Disconnect/Rail Systems, FM0787.

CAUTION

All installation of controls, protection devices and wiring should be done by a licensed qualified electrician. All electrical and safety codes should be followed including the most recent National Electric Code (NEC) and the Occupational Safety and Health Act (OSHA).

RESERVE POWERED DESIGN

For unusual conditions a reserve safety factor is engineered into the design of every Zoeller pump.

© Copyright 2003 Zoeller Co. All rights reserved.