

Product information presented here reflects conditions at time of publication. Consult factory regarding discrepancies or inconsistencies.

MAIL TO: P.O. BOX 16347 • Louisville, KY 40256-0347  
SHIP TO: 3649 Cane Run Road • Louisville, KY 40211-1961  
(502) 778-2731 • 1 (800) 928-PUMP • FAX (502) 774-3624

visit our web site:  
[www.zoeller.com](http://www.zoeller.com)

## ZOELLER ON-SITE WASTEWATER PRODUCTS

### INTRODUCING PRODUCTS FOR THE TOTAL SYSTEM

#### 12" and 24" Riser System



#### FEATURES:

- Injection molded, exceptionally strong.
- HDPE is non-corrosive in a septic environment.
- Watertight.
- Stackable.
- Built-in gasket.
- Simple to install.
- Economical.

**Riser Lid**  
*with molded-in gasket.*

*Concrete lid w/handle.*

**Riser Pan**  
*Pan available in 24" diameter.*

**Riser**  
*For septic tanks. Stackable in 6" increments.*

**Tank Adapter Ring**  
*For mounting riser flush to top of tank when casting-in is not an option.*

Tested to 10" vacuum

Green lid for blending with the environment.

Horizontal screw for additional security.


Handle included with riser pan for casting into lid.

Secured with 6 vertical stainless steel screws.

Riser has cutouts for pipe penetration.

#### Molded-in lid gasket.

*No fighting with O-rings. Assures a watertight seal every time.*



#### Riser Pan fits anywhere in Riser Stack

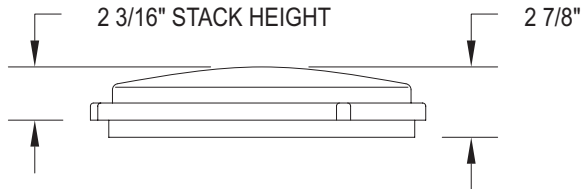
*or may be cast directly into tank lid and used without riser.*



# TECHNICAL SPECIFICATIONS

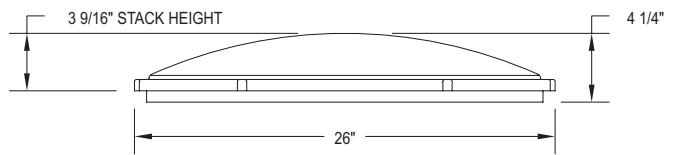
SK2438

## 12" DIAMETER

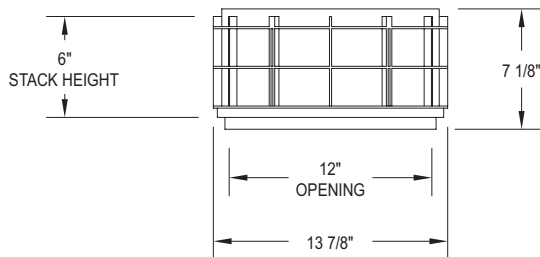


12" Cover - P/N 5083-0007 • Includes six stainless steel screws and molded-in gasket.

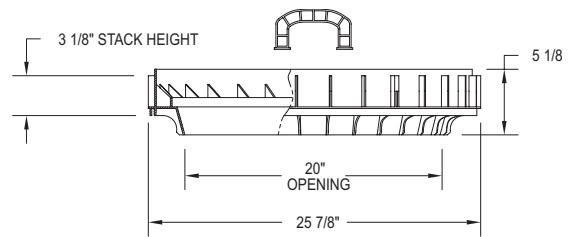
## 24" DIAMETER



24" Cover - P/N 5086-0002 • Includes six stainless steel screws and molded-in gasket.



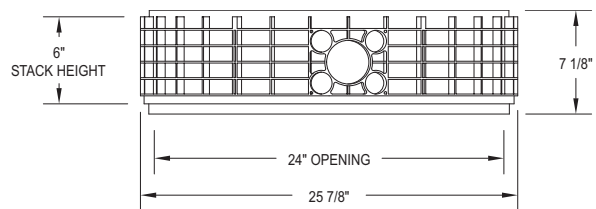
6" Tall Riser - P/N 5083-0005 • Stackable  
• Can be cast in place.



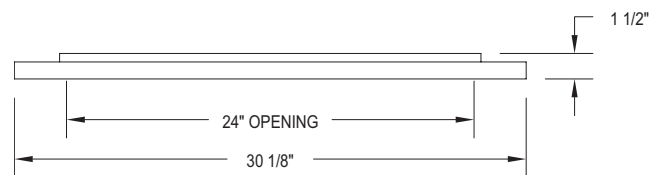
Riser Pan - P/N 5086-0003 • Includes handle.  
• Used to cast removable concrete lid for additional security.

### SAMPLE ENGINEERING SPECIFICATION:

CONTRACTOR must furnish a Zoeller Septic Tank Riser, model 5083, to bring all tank access openings to grade. A 12" diameter riser will be used over the inlet baffle and a 24" diameter riser will be used over the exit baffle. The seam between the tank and riser must be watertight. The riser is attached to the tank by casting in place, or using a Zoeller model 5086-0004 24" diameter Tank Adapter as an equal alternate mounting option. The riser and lid combination must be able to withstand a 10" vacuum test. The riser must be adjustable in the field by use of 6" tall riser extensions. Concrete risers should not be considered equal. The lid must have a green finish for blending into the landscape. Lid shall have a watertight connection to the riser pipe via a molded in gasket. Properly sized stainless steel screws must be supplied with the riser system. For additional security, a Zoeller Riser Pan, model 5086-0003 must be installed with a concrete lid on all 24" diameter openings.



6" Tall Riser - P/N 5086-0001 • Stackable  
• Can be cast in place.



Tank Adapter - P/N 5086-0004 • For flush mounting on a precast tank.

Butyl Rope Seal  
5/16" x 20' P/N 5080-0001  
1" x 14'-6" P/N 5080-0002

ALL ZOELLER ONSITE PRODUCTS MUST BE INSTALLED IN ACCORDANCE WITH PLUMBING AND HEALTH DEPARTMENT CODES.

**Distributed By:**



1-800-928-PUMP  
www.zoeller.com