


"QUALITY PUMPS SINCE 1939"



SECTION: 2.60.025  
FM2368  
0507  
Supersedes  
0407

Product information presented here reflects conditions at time of publication. Consult factory regarding discrepancies or inconsistencies.

MAIL TO: P.O. BOX 16347 • Louisville, KY 40256-0347  
SHIP TO: 3649 Cane Run Road • Louisville, KY 40211-1961  
(502) 778-2731 • 1 (800) 928-PUMP • FAX (502) 774-3624

visit our web site:  
[www.zoeller.com](http://www.zoeller.com)


# The Qwik Jon® Ultima by Zoeller

## SEWAGE REMOVAL SYSTEM

Economical sewage systems designed for freestanding or built in installation.

### INSTALL A QWIK JON® ULTIMA JUST ABOUT ANYWHERE




- Contains 1/2 HP mini-grinder pump.
- Preassembled pump and tank for easy installation.
- Model 202 includes a comfort height, ADA compliant  Zoeller rear outlet toilet with elongated bowl or, you can use Model 203 Ultima with a variety of rear outlet toilet styles.
- No need to destroy concrete floors.
- No need to elevate floor.
- Designed to accommodate a toilet, lavatory, bathtub and/or shower.
- Perfect for basements, cabins, workshops, garages, additions, pool houses, etc.
- Reduces construction cost.
- 1" discharge (can be reduced to 3/4" to replace existing systems).
- Pumps any direction.



No need to raise the floor in your basement. The Qwik Jon® Ultima installs behind the toilet.

### ADD VALUE TO YOUR PROPERTY

The Qwik Jon® Ultima can be installed either free-standing or behind a wall with the 2" MPT or 1-1/2" internal slip side inlets.





# SEWAGE REMOVAL SYSTEM

## TECHNICAL INFORMATION

### QWIK JON® ULTIMA FEATURES:

- Non-corrosive engineered thermoplastic mini-grinder pump.
- Pump 100% factory tested after assembly.
- 1/2 HP motor, 115 V, 60 hz, 3450 RPM.
- Automatic reset thermal overload protected.
- Hardened stainless steel cutter and disc.
- Carbon/Ceramic mechanical shaft seal.
- Upper and lower ball bearing running in a bath of oil.
- 1" discharge (can be reduced to 3/4" to replace existing systems).
- All stainless steel hardware.
- ABS tank with 2" MPT or 1-1/2" slip side inlets.
- Preassembled with preset piggyback vertical float switch.
- 2 models available, complete with toilet (Model 202) or tank only adaptable to standard rear-outlet toilets (Model 203).

Model 203 not compatible with Zoeller rear outlet toilet.

These pumps are not designed for use in any other application.

### QWIK JON® ULTIMA SYSTEMS INCLUDE:

**MODEL 202** includes the tank, mini-grinder pump and a comfort height, ADA compliant toilet with elongated bowl.

**MODEL 203** includes the tank and mini-grinder pump. A standard rear outlet toilet with a discharge height of 4" from floor to centerline must be purchased separately.

#### Pump

- Automatic level control switch.
- Thermal overload protected motor.
- Stainless steel screws, bolts & handle.
- Non-clogging vortex impeller.
- UL Listed 3-wire neoprene 9 ft. cord & plug.
- Maximum temperature 104°F (40°C).

#### Tank

- MODEL 202 or MODEL 203
- Durable ABS tank w/white finish.
- Lightweight.
- Built in check valve.

#### ITEMS INCLUDED:

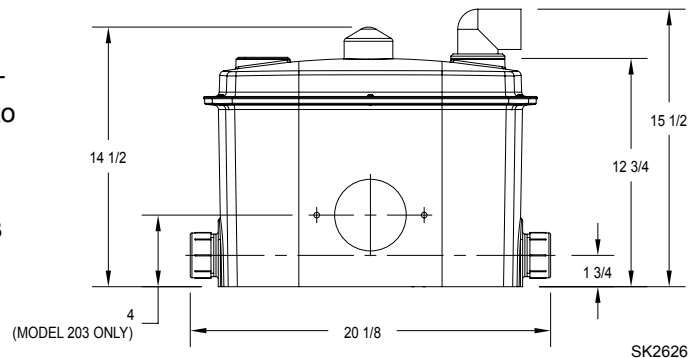
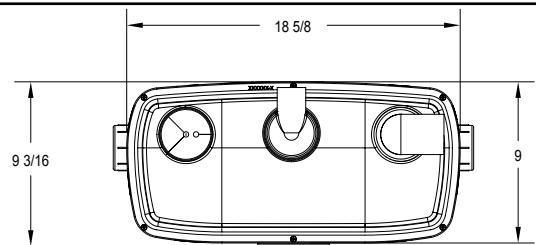
- Comfort height, ADA compliant toilet with elongated bowl (Model 202 only).
- Tank, lid & gasket.
- 1/2 HP mini-grinder pump.
- Back-flow device (check local codes).
- 1" Discharge & 1-1/2" Vent.
- Extension kit (Model 203 only)
- Hardware pack.
- Installation instructions.
- Shipping weight:  
Model 202 - 109 lbs. / Model 203 - 30 lbs.

#### ITEMS NEEDED BY INSTALLER

- Supply fittings & waste pipe.
- Toilet (Model 203 only).
- Toilet seat (Models 202 & 203).
- Electrical source with ground fault interrupter (GFCI) protected receptacle.
- Water supply. • Tools.



TOTAL DYNAMIC HEAD/FLOW PER MINUTE QWIK JON® ULTIMA			
FEET	METERS	GALLONS	LITERS
5	1.5	45	170
10	3.0	40	151
15	4.6	35	132
20	6.1	27	102
25	7.6	16	61
Shut-off Head - 30 ft. ( 9.1 meters)			



PATENT PENDING

**1.6 GPF**



Model 202 meets the Americans with Disabilities Act guidelines and ANSI A117.1 requirements for accessible and usable facilities - check local codes.

**CAUTION**

All installation of controls, protection devices and wiring should be done by a qualified licensed electrician. All electrical and safety codes should be followed including the most recent National Electric Code (NEC) and the Occupational Safety and Health Act (OSHA). Must be installed per local codes.