


RACKS / ENCLOSURES



Rack rotates 90 degrees in either direction when fully extended.

**ROTR/CAPTIVE**

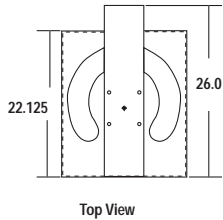
Installing and maintaining equipment in traditional commercial racks can be a time consuming and tedious process. While moving a rack around on casters can provide some degree of accessibility, Raxxess has a better way. Designed to save you time and money on service calls by enabling unprecedented access to installed equipment, the new Captive ROTR rack is an idea whose time has finally come. For use in floor level installations, the Captive ROTR rack consists of a roll-out 22" deep rack frame on heavy duty 4" casters and a 16-gauge welded steel housing. A ball-bearing swivel base sits between the caster base and the reinforced 12-gauge rack frame allowing 90 degree rotation when the rack frame is at full extension. Heavy-duty 28" full-extension telescoping sliders allow the rack frame to move smoothly in and out of the housing. Our unique "Ω" shaped, 3" wide cable passage cutout in the roof combined with ample cable tie-off points in the rack allow for easy cable management. Available in 35 and 42 spaces. Can support up to 750 pounds.



**finish**  
black powder coat

- features @ a glance**
- Posi-lock prevents unintentional movement
  - 750 pound weight capacity
  - Integrated cable management
  - Integrated fan mounting ports
  - Designed for floor level installations
  - 16-gauge steel housing (CPROTR only)

Model	Width	Depth	Rackable Depth	Total Height	Rackable Height
CPROTR-35	24"	28"	26"	75.75"	61.25"/35 space
CPROTR-42	24"	28"	26"	88"	73.5"/42 space



**CPROTR-CL**

This rack was designed for permanent installations in custom closets. It is available in any size up to 44 rack spaces. Will support up to 750 pounds.

Model	Rackable Height (A)	Total Height (B)
CPROTRCL-35	61.25"	73.75"
CPROTRCL-42	73.5"	86"

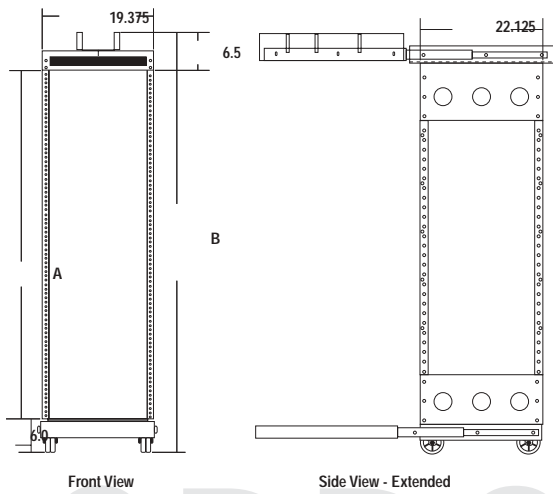


Diagram illustrates closet installation



**finish**  
black powder coat

