

## Infrared Preset Lighting Scene Controls from Lutron

*We made it simple to program and use.*

Set & recall lighting scenes – like setting the preset stations on a radio

*Spacer System  
lets you create  
lighting control  
magic in any  
room.*



### For residential & commercial spaces

Spacer System brings extraordinary lighting control to ordinary wallbox controls. Lutron made it simple to have preset lighting scene performance, with infrared remote control convenience.

### We made it simple to control...

Choose from 2 remote controls – compatible with most learnable remotes



### We made it simple to design...

Room designs dictate where controls will be placed – not the other way around

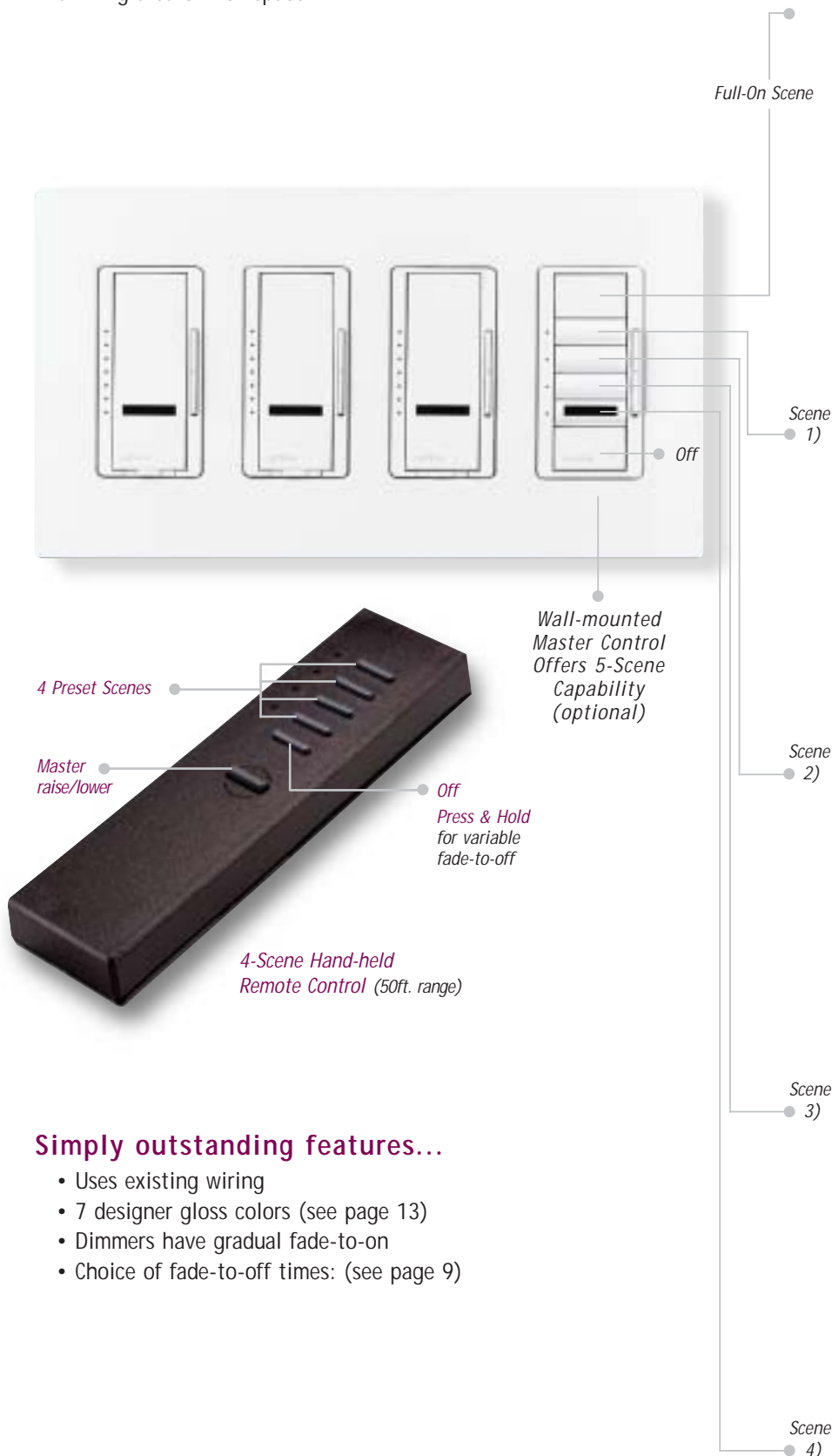


### We made it simple to install...

Uses standard wiring, existing wallboxes, replaces ordinary switches or dimmers

## A Simple Definition of Preset Lighting Scenes

Spacer System lets you set and recall the exact mood, business mode or inviting ambiance you want for everyday living, work or play. Like the volume and balance of the music from your stereo, lighting scenes are the balance of visual and lighting effects designed to enhance a specific activity in a living area or workspace.



**Meeting Preparation:**  
Turn lights on full as meeting begins



**General Meeting:**  
Balanced ambient lighting



**Small Meeting:**  
Focused lighting captures attention at white board



**AV Presentation:**  
Reduce glare on screen—low-light on table for note taking



**Meeting Adjourned:** Dim lights save electricity


### Simply outstanding features...

- Uses existing wiring
- 7 designer gloss colors (see page 13)
- Dimmers have gradual fade-to-on
- Choice of fade-to-off times: (see page 9)



**Create theatrical effects in your own home...**

Your lights will be at just the right level for ultimate viewing. Remote control convenience means never having to leave your favorite chair to change your lighting.



**Spacer System Lamp Dimmer**

This addition to the Spacer System product family can be used as a stand-alone control or integrated as a part of an overall system.

Just plug the lamp into the dimmer then plug the dimmer into the receptacle.

Now every incandescent light source in your room can be controlled by remote control.

Use either the 4-Scene or Favorite-Scene remote controls.

RESIDENTIAL




• LEDs indicate light level & function as a night-light

**Lamp Dimmer**

On – 1 Tap–Goes to Preset Level  
2 Taps–Goes to full on

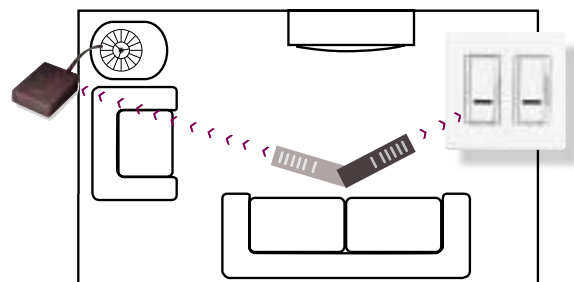
Off – 1 Tap–3 sec. Fade-to-Off

Press & Hold – Up to 60 second fade-to-off lights your way while you exit the room



• Brighten

• Dim



From the table lamp near your favorite easy chair, to overhead lights and sconces, Spacer System provides the lighting control you want – wherever you want it – at the touch of a button.

**Relax...Set the mood...**

Now you can get into your bath with the lights on bright and simply use your Favorite-Scene remote control for low, relaxing lighting.



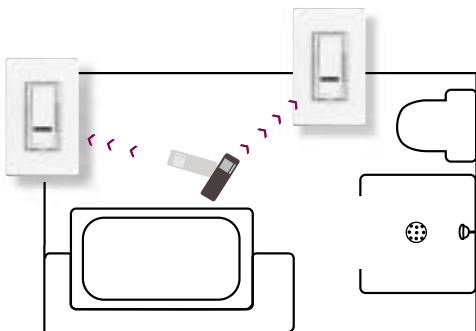
Turn lights on to your favorite preset scene



Master raise/lower

Off Press & Hold for variable fade-to-off

*Favorite-Scene™ Hand-held Remote Control (30ft. range)*



Replace one or more ordinary switches or dimmers with Spacer System.

*Flexibility...*

*When adding zones of light, simply add more dimmers. Use existing wiring for easy conversion...*




**The perfect recipe for precise, repeatable lighting scenes...**

In creating picture-perfect ambiance for your valued patrons, lighting is as important as decor, seating and hospitality.


Spacer System offers just the right lighting recipe: replace your current bank of switches and dimmers with Spacer System dimmers.

*Why go through the chore of setting and resetting individual dimmers manually for breakfast, lunch and dinner?*

*Get the precise, repeatable lighting levels you want without the guesswork or hassle of manual adjustment.*



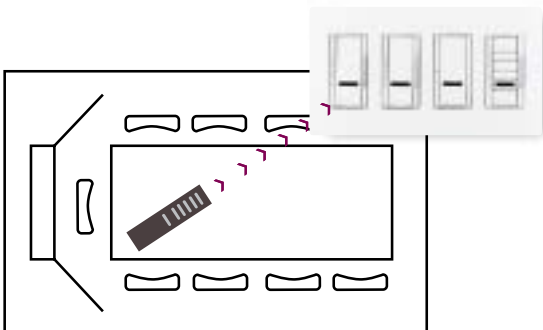
COMMERCIAL



### Control Your Meeting...

Meeting rooms are very often “nerve centers” for conducting day-to-day business. Spacer System helps you conduct more effective meetings by giving you control of the room’s lighting environment (audiovisuals, standup presentations, roundtable discussions and note taking).

You never have to leave the podium or conference table to control the lights.




*When Spacer System dimmers are “ganged” together or distributed in the same wallbox, each dimmer can be adjusted to the same light level.*

### *Wall-mounted Master Control communicates with IR “Blaster” Technology*

- Master control blasts infrared signal to the dimmers and switches
- No wires required between controls
- IR blasts right and left – allowing you to place wall-mounted master control to the right-or-left of dimmers and switches
- All controls must be in the same wallbox to receive signal from wall-mounted master control.

### *A Clear Backbox*

Having a clear backbox on dimmers and switches allows for receiving infrared signals from 5-Scene Wall-mounted Master Control (without the need to wire between controls).



### *The Magic Behind the Flexibility...*

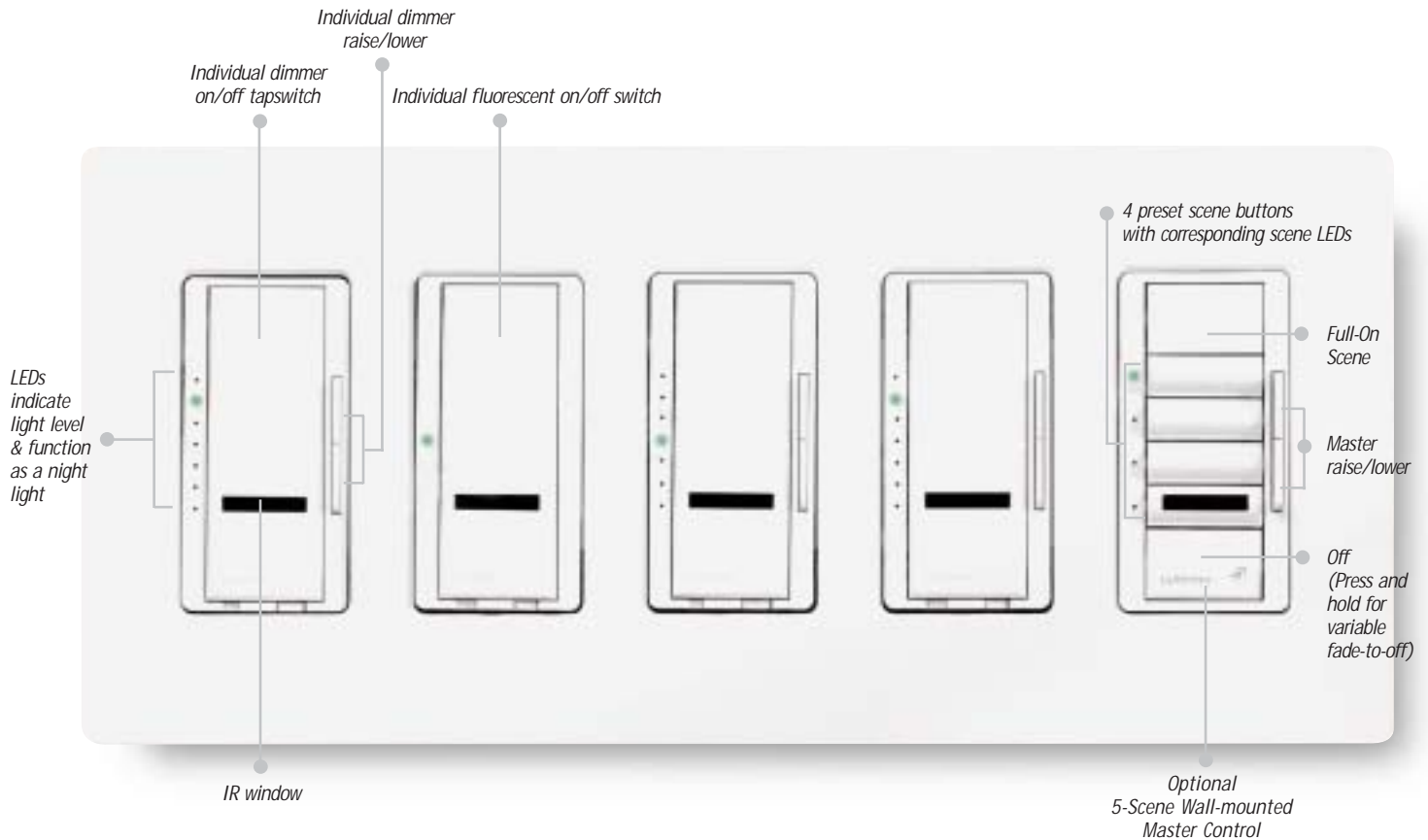
Spacer System's design flexibility allows for easy retrofitting where existing switches or dimmers are distributed throughout a room.

- IR signal from the hand-held remote control choreographs lighting scenes when controls are not “ganged” together



## Set & recall lighting scenes – like setting the preset stations on a car radio

- Set desired light levels at individual dimmers or fluorescent on/off switch
- Press and hold corresponding preset scene button (on remote control or wall-mounted master control) until LEDs “flash” – your scene is set
- Repeat for all desired scenes



## Variable delayed fade-to-off rates for added convenience when leaving a room

- Hold “Off” button on Dimmer, Wall-Mounted Master or Remote Control
- Delayed fade-to-off time increases in 10 second increments (from 0 to 60 seconds)

## Individual Dimmers Feature “Locked-in” Presets

An exclusive Lutron design lets you lock-in a preset into each dimmer. This means that each time an individual dimmer is manually turned on at the wall, it will come on to a predetermined light level. To lock-in the preset from an unlocked state.

## Learnable Remotes...

Spacer System remote controls are compatible with most learnable remote controls. Now it is possible to use a single remote to control your TV, VCR, stereo system and lighting, for total room comfort – at your fingertips.

