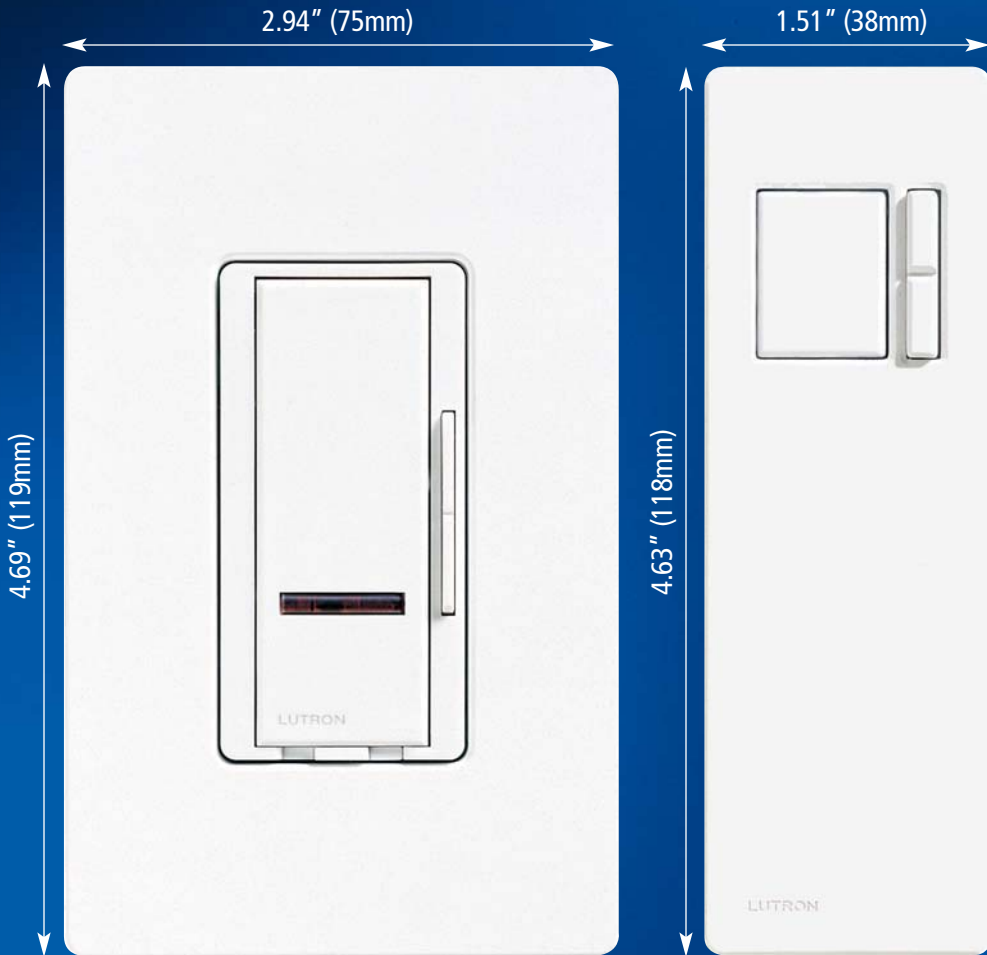




The High-Tech Multi-Location Smart Dimmer with Remote Control



0.30" (7.6mm) depth

0.55" (14mm) depth

Shown actual size:
Spacer Smart Dimmer with infrared receiver and remote control in white (WH).

Color Palette *(For latest color information, visit www.lutron.com)*



Product Family Features

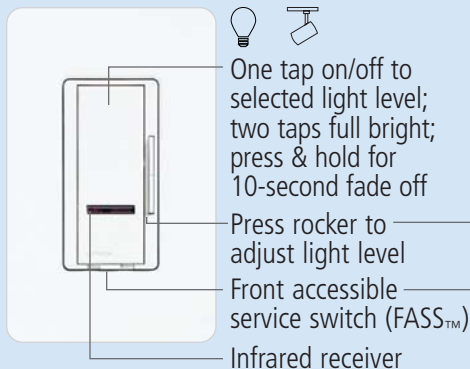
- The Smart Dimmer with infrared receiver and remote control for a standard designer wallplate opening
- Remote control with a 30' (9.1m) range
- Preset dimmer
- Special Features!
 - Two taps on the switch bring lights on to full brightness
 - Press and hold the switch to set the delay before the lights go off
- Multi-location dimming from up to 10 locations
- Uses standard single-pole and 3-way wiring for easy installation

Specification Features

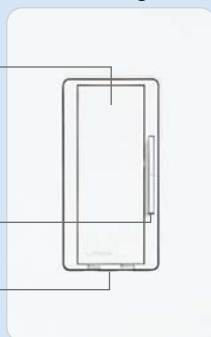
(See Performance Specifications, pg. 190)

- Power-failure memory
- Line frequency compensation
- Electrostatic discharge protection
- Captive tapswitch and rocker
- Front Accessible Service Switch (FASS™) to disconnect load power
- Includes radio frequency interference suppression circuitry
- Precise color consistency
- UV stable color

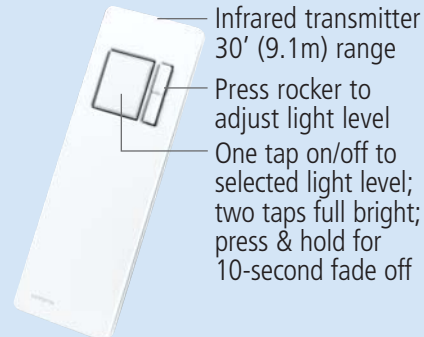
Smart Dimmers with Infrared Receiver



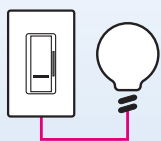
Accessory Dimmers



Remote Controls

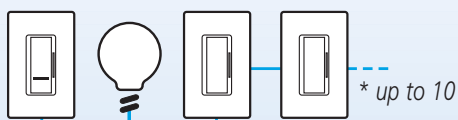


Single-Location Dimming





Dimmer
Use for light fixtures that only have one switch.

Multi-Location Dimming




Dimmer *Accessory Dimmers*
Use in hallways, stairs, or rooms that have a light fixture with two or more switches. You can dim and switch from every location.*

Key to Models Available

-  Incandescent
-  Magnetic Low Voltage

Designer Accessories and Wallplates, pg.76



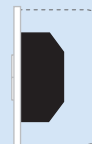
Switches, Receptacles, GFCI Receptacles, Multi-Port Frames, Telephone and Cable Jacks, and 1- to 6-Gang Wallplates

Related Products



Maestro® pg.58 *Spacer System™ pg.142*

Installation Considerations



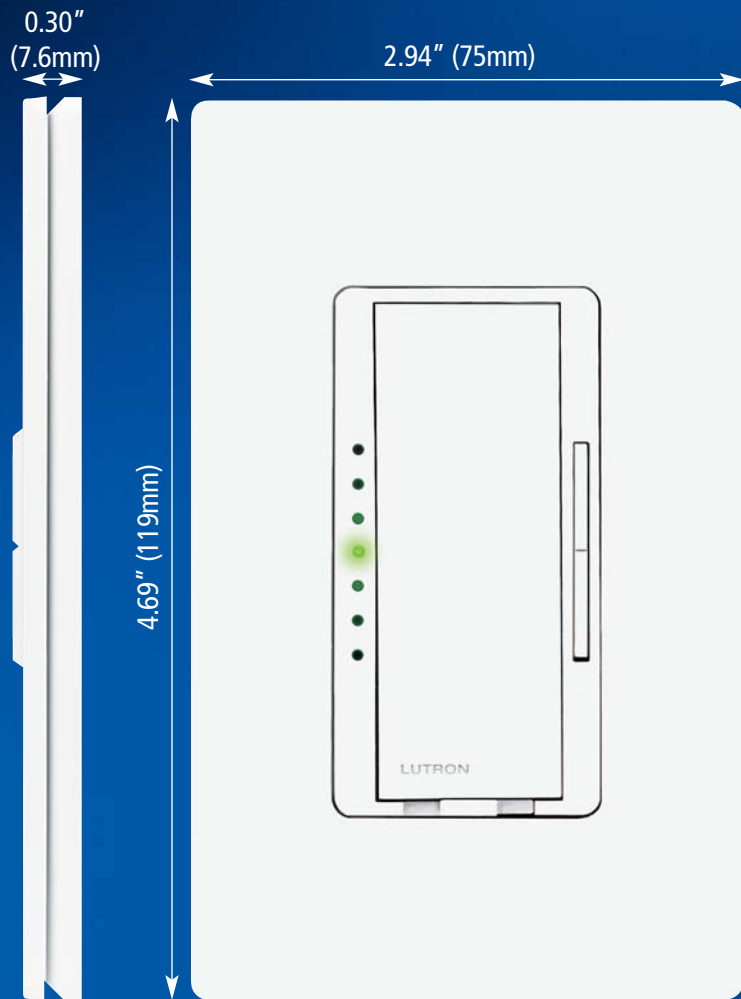
2.50" Deep Backbox Recommended (minimum)



Control Depth A 1.44" (37mm)

MAESTRO®

The High-Tech Multi-Location Smart Dimmer



Shown actual size:
Maestro preset Smart Dimmer in white (WH).

Product Family Features


- High-tech "Smart Dimmer" with microprocessor technology for a standard designer wallplate opening
- Special Features!
 - Two taps on the switch bring lights on to full brightness
 - Press and hold the switch to set the delay before the lights go off
- LEDs indicate light level and glow softly as a locator light in the dark
- Multi-location dimming from up to 10 locations
- Uses standard single-pole and 3-way wiring for easy installation

Specification Features

(See Performance Specifications, pg. 10)

- Power-failure memory
- Line frequency compensation
- Electrostatic discharge protection
- Captive tapswitch and rocker
- Front Accessible Service Switch (FASS™) to disconnect load power
- Includes radio frequency interference suppression circuitry
- Precise color consistency
- UV stable color

Color Palette *For latest color information, visit www.lutron.com*



Smart Dimmers

One tap on/off to selected light level; two taps full bright; press & hold for 10-second fade off

Press rocker to adjust light level

Front accessible service switch (FASS™)

Green LEDs indicate light level, glow softly

Accessory Dimmers

For multi-location dimming only—use one Smart Dimmer (far left) with up to nine accessory dimmers

Electronic Switches

One tap on/off to selected light level

Front accessible service switch (FASS™)

Green LEDs indicates on/off, glow softly

Accessory Switches

For use in multi-location switching only—use up to nine accessory switches with only one Maestro multi-location switch (far left)

Key to Models Available

	Incandescent
	Electronic Low Voltage
	Magnetic Low Voltage
	Fluorescent
	General Purpose Fan

Single-Location Dimming/Switching

Control


Use for light fixtures that only have one switch.

Multi-Location Dimming/Switching

Control Accessory


Use in hallways, stairs, or rooms that have a light fixture with two or more switches. You can dim and switch from every location.*

Designer Accessories and Wallplates, pg.76



Switches, Receptacles, GFCI Receptacles, Multi-Port Frames, Telephone and Cable Jacks, and 1- to 6-Gang Wallplates

Related Products



Installation Considerations

2.50" Deep Backbox Recommended (minimum)

Control Depth A 1.44" (37mm)