

Spacer System controls Lutron ballasts without an interface

- Spacer System Fluorescent Lighting Controls work with Hi-lume, Hi-lume Compact, Eco-10 and Tu-Wire Fluorescent Ballasts
- Models available in single-pole and multi-location*



Hi-lume® Architectural Dimming

- 100-1% range for T5 high output, T8 and T12 linear lamps



Hi-lume Compact™ High Performance Dimming

- 100-5% dimming for T4 compact and T5 twin tube lamps



Eco-10™ Lighting Management Dimming

- 100-10% dimming for T5 high output, T8 linear lamps, T4 compact and T5 twin tube lamps



Tu-Wire™ * High Performance Dimming

- 100-5% dimming for T4 compact and T8 linear lamps

*Spacer System Fluorescent Lighting Controls available in single pole only

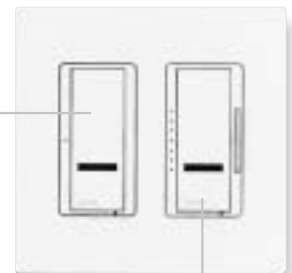
Spacer System On/Off Switch

New!

On/Off Switch for 6A of Electronic Fluorescent Ballasts & Magnetic Fluorescent Ballasts, Transformers and Relays

- Models available in 120V and 277V
- Neutral connection required
- Models available in single-pole and multi-location

Spacer System On/Off Switch



Spacer System Dimmer



4-Scene Hand-held Remote Control

Spacer System Remote Wall-Mounted Master

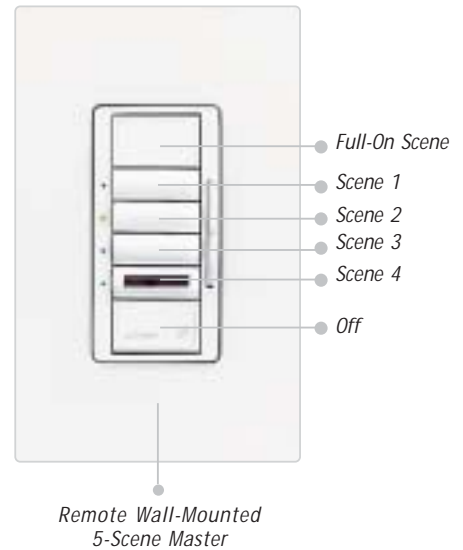

New!

Access your lighting control scenes from a remote wallbox location

- Access the scenes of up to ten Spacer System Dimmers
- Transmits IR signals to a maximum of two wallboxes of Spacer System Dimmers (A total control of ten lighting zones)

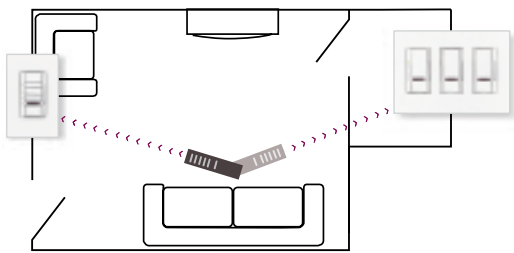
IR Blaster

- Clips onto Spacer System Dimmers for easy installation
- IR Blaster can be 200 ft. away from Remote Wall-Mounted Master Control
- Two IR Blasters provided with each Remote Mounted Master Control



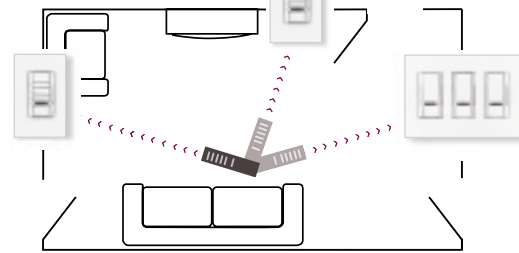
Define your application:

Application 1




Provides easy access to out-of-sight Spacer System Dimmers reducing wall clutter

Application 2



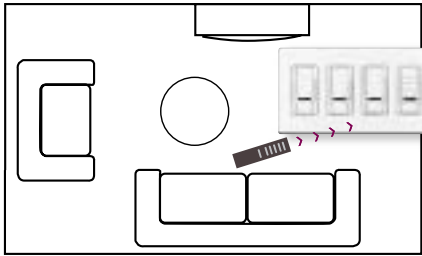
Provides multiple entry lighting access



STEP A Define Your Application

The same room. Three different control configurations.

Spacer System's flexibility allows your room design to dictate where controls are placed.

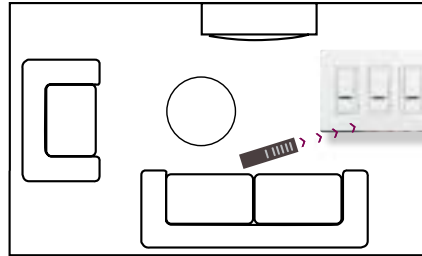


Spacer System 5-Scene



Spacer System 5-Scene...

The perfect solution for new construction or when the space allows you to add an extra wallbox.



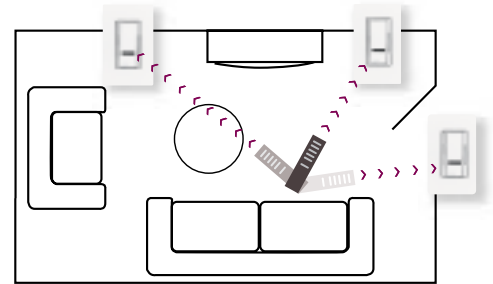
Spacer System 4-Scene



Spacer System 4-Scene...

(Ganged Together)

The easily retrofittable preset lighting control in an existing application. Uses existing wallboxes and wiring.



Spacer System 4-Scene...

(Distributed)

Simple, retrofittable preset lighting control in applications where existing lighting controls (switches or dimmers) are distributed throughout the room.









Add Spacer System Lamp Dimmer in any room design

STEP B Simply Define Your Lighting


Spacer System can control most popular lighting sources.

Simply choose the right dimmer for your particular application (no interfaces required).

Incandescent		600W, 1000W
Magnetic Low-Voltage		600W, 1000W
Electronic Low-Voltage		600W
Fluorescent:		
Tu-Wire (120V)		5A
Hi-Lume, Eco-10 (120V and 277V)		6A, Dim up to a maximum of 20 ballasts
Non-dimming Ballasts (120V and 277V)		6A Switch for electronic ballasts, magnetic ballasts, transformers & relays
Lamp Dimmer		300W Incandescent/120V Halogen

Note: For higher wattage applications (up to 30,000W from one control) use Lutron High-Power (HP-2, HP-4, HP-6)

STEP C Choose Your Spacer System Components



Dimmer with infrared receiver Switch with infrared receiver

1 Consider light source and wattage requirements for the dimmer/switch



Accessory Dimmer

For 3-way applications, use the accessory dimmer or accessory switch in place of a standard 3-way switch



Lamp Dimmer

Add the lamp dimmer for table or floor lamps



5-Scene Wall-mounted Master Control

2a Control scenes via wall-mounted master and infrared hand-held remote control

OR



Favorite-Scene Hand-held Remote Control

2b Control scenes via infrared hand-held remote control only

4-Scene Hand-held Remote Control

Optional wall-mounted storage holster available for hand-held remote controls

3 Claro Wallplates



Lutron High-Fashion wallplates for a "no screws" designer appearance in the 7 designer colors shown below, and come in 1 to 6 gang models. Custom engraving also available.

4 Claro Accessories



Switch 15A

Receptacle 15A

GFCI Receptacle 15A

Telephone Jack

Cable TV Jack

Lutron high-fashion Claro accessories provide the finishing touches to every dimmer and wiring device in your home.

5 Designer Gloss Color Palette



White (WH)

Ivory (IV)

Almond (AL)

Light Almond (LA)

Gray (GR)

Brown (BR)

Black (BL)

Hand-held remotes and Lamp Dimmer available in Royal Plum (RP) only.