

SHURE®

PSM® PERSONAL MONITORS



SIMPLIFY THE SOUND. ELECTRIFY THE CONGREGATION.

 PSM® PERSONAL MONITORS
FOR INSTALLED SOUND

SUPERIOR SOUND. IN A HOUSE OF WORSHIP.

MORE AND MORE HOUSES OF WORSHIP ARE INCORPORATING MUSIC INTO THEIR SERVICES. AND DURING THE PERFORMANCE, MUSICIANS NEED TO HEAR THEMSELVES PERFORM. BUT HAVING FLOOR MONITORS AND LOUDSPEAKERS IN THE PERFORMANCE AREA CAN MAKE IT HARDER TO GET GOOD SOUND FOR THE AUDIENCE, ESPECIALLY IN THE FIRST FEW ROWS.



NOW THERE'S A BETTER SOLUTION.

Unlike conventional floor monitors, Shure's PSM® Personal Monitors function as a closed system. The mix is sent directly to the performer's ear, so there is no chance of the monitors coloring or competing with the front-of-house speakers. The perceptible difference in sound quality is amazing.

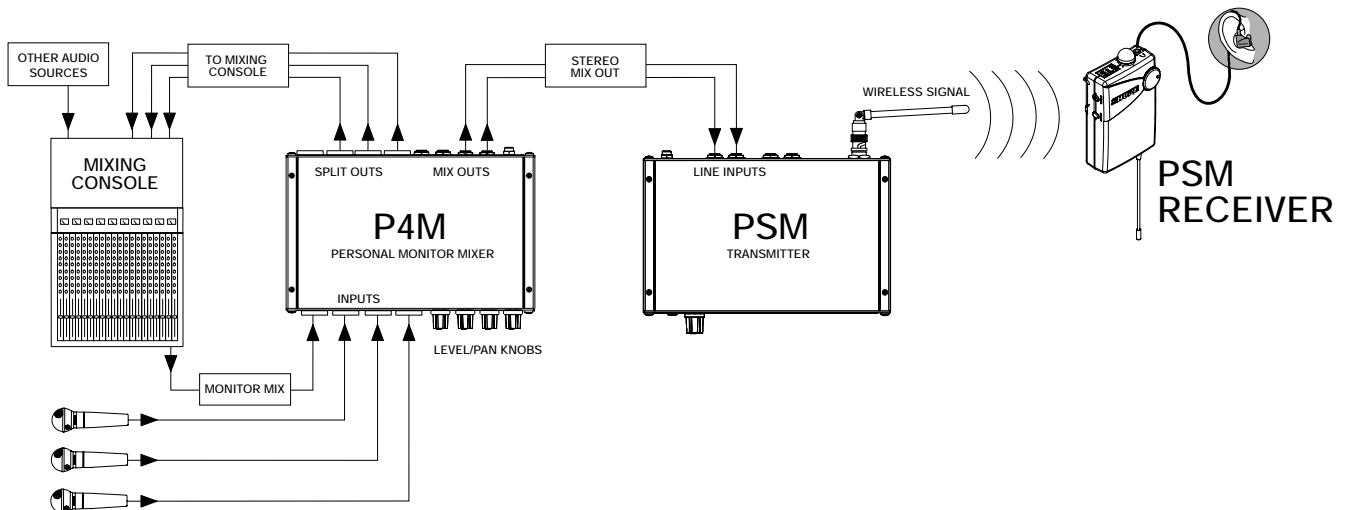
Installing a PSM system also eliminates the risk of feedback that can occur when users (intentionally or unintentionally) alter the position of the floor monitors relative to the microphones.

BENEFITS FOR THE ENTIRE ROOM.

PSM Personal Monitors offer additional benefits that the congregation will appreciate, including:

- A cleaner, more attractive performance area without bulky floor monitors
- Personal volume and balance controls for individual performers
- Better mix quality with the ability to hear sounds clearly at a lower volume

BASIC PSM SETUP INCORPORATING P4M MONITOR MIXER



THE QUESTION IS PERFORMANCE. THE ANSWER IS SHURE PSM.

TO MEET THE BUDGET REQUIREMENTS FOR A WIDE RANGE OF INSTALLATIONS, SHURE OFFERS A FULL LINE OF PSM SYSTEMS IN BOTH WIRELESS AND WIRED CONFIGURATIONS.

PSM® 700 PERSONAL MONITOR SYSTEMS

With two groups of 16 compatible UHF frequencies, the PSM 700 gives system engineers the power to create up to 16 stereo mixes simultaneously - an important feature for larger installations with many performers who want their own mix.

PSM® 600 PERSONAL MONITOR SYSTEMS


The wireless PSM 600 system offers two selectable UHF frequencies with the ability to use up to 10 systems simultaneously. A wired system is also available for applications where wireless mobility is not a consideration (e.g., stationary performers such as drummers, keyboardists and orchestra members).

PSM® 400 PERSONAL MONITOR SYSTEMS

Available in both wireless and wired versions, the PSM 400 offers user-friendly features such as LCD controls and a battery fuel gauge. The wireless system is frequency agile with 16 UHF frequencies (8 compatible).


PSM® 200 PERSONAL MONITOR SYSTEMS

Shure's entry-level PSM system features quality personal monitoring components at a price designed to fit any budget. The PSM 200 features smart, versatile components that can grow with you as your needs change - like the ability to start wired, then move up to wireless.



E2, E3, E5 ISOLATING EARPHONES

Sound quality and isolation are the two most important things to consider when choosing an earphone. Shure's E2, E3 and E5 earphones provide superior sound quality due to their high fidelity, full-bandwidth transducer design. The E5 features a special dual-driver earphone with an extended frequency response for truly incredible sound. The natural configuration of all three universal-fit earphones allow them to rest comfortably in the ear; the tight seal provides great isolation and a snug fit to hold the earphones securely in place.



E2 Earphones

E3 Earphones

E5 Earphones

ACCESSORIZE YOUR MIX.

P4M PERSONAL MONITOR MIXER

Designed to provide greater control and flexibility in monitoring situations, the P4M interfaces with both personal monitor and floor monitor systems. For the performer, the P4M offers the ability to make quick adjustments without having to go back to the main mixer. For the installer, the P4M's routing capabilities make it a great solution not only for monitoring, but for any application that can benefit from a convenient 2-bus mixer.



AUXPANDER® 8x8 AUXILIARY MIXER

When you need to increase your mixing capacity, there's no more powerful, portable solution than AuxPander. AuxPander is an insertable analog matrix mixer capable of mixing eight input signals to any of the eight available outputs - in any combination, at any volume. If you need additional output capacity for your PSM system, AuxPander delivers.



INTERESTED?

For more detailed information about any Shure PSM Personal Monitor System, call 1-800-25-SHURE and ask for Applications Engineering. Or go to www.shure.com/PSM, locate your local sales rep, and request a demo.

SPECIFICATIONS

WIRELESS SYSTEMS		PSM® 700	PSM® 600	PSM® 400	PSM® 200
WIRELESS SYSTEM	NUMBER OF SELECTABLE CHANNELS	32	2	16	8
	NUMBER OF COMPATIBLE CHANNELS	16	10	8	4
	SIGNAL TO NOISE RATIO	78 dB	78 dB	80 dB	80 dB
WIRELESS TRANSMITTER	RF OUTPUT POWER	100 mW	100 mW	50 mW	30mW
	INPUT LEVEL CONTROL	Front Panel Knob	Front Panel Knob	None	Front Panel Knobs
	AUDIO METERING	8-LED String	8-LED String	4-LED String	Tri-Color LEDs
	ANTENNA	Front or Rear Mounting	Front or Rear Mounting	Front or Rear Mounting	Attached, Front-Mounted
	INPUT CONNECTORS	XLR/1/4" Combo (line)	XLR/1/4" Combo (line)	1/4" TRS (line)	XLR/1/4" Combo (mic/line)
	LOOP THRU OUTPUTS	1/4" TRS	1/4" TRS	1/4" TRS	XLR Split Outs
	LIMITING	Built-In	Built-In	Built-In	Built-In
	POWER SUPPLY	110/220V 3-Prong IEC	110/220V 3-Prong IEC	Locking, External (PS40)	External (PS20)
	RACK MOUNTING	1/2 Rack all Hardware Included	1/2 Rack all Hardware Included	1/2 Rack all Hardware Included	1/2 Rack all Hardware Included
WIRELESS RECEIVER	POWER SUPPLY/BATTERY LIFE	9V/4-6 Hours	9V/4-6 hours	9V/6-8 Hours	9V/4 Hours
	ANTENNA	Detachable Whip Lemo® Threaded	Detachable Whip Lemo® Threaded	Attached Whip Bottom Exit	Attached Whip
	BATTERY STATUS INDICATOR	Low Battery LED	Low Battery LED	Fuel Gauge & LEDs in LCD	Battery Level LED
	LIMITING	Built-In	Built-In	Built-In	Built-In (non-defeatable)
	EQUALIZATION	10 kHz Shelf	10 kHz Shelf	10 kHz Shelf	None
ACCESSORIES		Antenna Combiner, Unidirectional Antenna for Remote Mounting	Antenna Combiner, Unidirectional Antenna for Remote Mounting	Antenna Combiner, Unidirectional Antenna for Remote Mounting	See www.shure.com

WIRED SYSTEMS		PSM® 600	PSM® 400	PSM® 200
BODY PACK	FREQUENCY RESPONSE	20-20,000 Hz +/-0 dB	20-20,000 Hz +/-0 dB	30-20,000 Hz +/-0 dB
	SIGNAL-TO-NOISE RATIO	85 dB (minimum)	85 dB (minimum)	85 dB (minimum)
	MAXIMUM OUTPUT LEVEL@1% THD	+2.3 dBV@1% THD	+6 dBV@1% THD	+4 dBV@1% THD
FEATURES	INPUT LEVEL METER	Peak Indicator	3 Segment	None
	EQUALIZATION	Hi-Frequency Boost	Hi-Frequency Boost	None
	PAD	-15 dB	-15 dB	Low 4 dB / High 14 dB
	LIMITER	Built-In	Built-In	Built-In (non-defeatable)
	POWER SUPPLY-BATTERY LIFE	9V - 17 Hours	9V - 17 Hours	9V - 15 Hours
	BATTERY STATUS INDICATOR	Low Battery LED	3 Segment Fuel Gauge	Battery Level LED
	CONNECTIONS (INPUTS)	Detachable 10" Dual XLR	Attached 10" Dual XLR	1/4" TRS Jack
	CONNECTIONS (OUTPUTS)	1/8" Earphone	1/8" Earphone	1/8" Earphone

EARPHONES		E2	E3	E5
WIRELESS/WIRED SYSTEMS	DRIVERS (per ear and type)	Single High Energy	Single Low Mass / High Energy™	Dual Low Mass / High Energy™
	UNIVERSAL SLEEVES	Small, Medium, and Large Foam and Flex Sleeves	Foams, Triple Flanges, Small, Medium and Large Flex Sleeves	Foams, Triple Flanges, Small, Medium and Large Flex Sleeves
	CUSTOM SLEEVES	None	Available	None
	INCLUDED WITH	PSM® 200	PSM® 400, PSM® 600 and PSM® 700	PSM® 600 and PSM® 700



www.shure.com

United States:
Shure Incorporated
5800 West Touhy Avenue
Niles, IL 60714-4608 USA

Phone: 847-600-2000
Fax: 847-600-1212
E-mail: info@shure.com

Europe, Middle East, Africa:
Shure Europe GmbH
Wannenäckerstr. 28,
74078 Heilbronn, Germany

Phone: 49-7131-72140
Fax: 49-7131-721414
E-mail: info@shure.de

Asia, Pacific:
Shure Asia Limited
Unit 301, 3rd Floor
Citicorp Centre
18, Whitfield Road
Causeway Bay, Hong Kong

Phone: 852-2893-4290
Fax: 852-2893-4055
E-mail: info@shure.com.hk

Canada, Latin America, Caribbean:
Shure Incorporated
5800 West Touhy Avenue
Niles, IL 60714-4608 USA

Phone: 847-600-2000
Fax: 847-600-6446
E-mail: international@shure.com