



RDL[®]
Radio Design Labs

SPECIALISTS IN PRACTICAL PRECISION ENGINEERING™

max TX™ SERIES Model TX-AFC1F Audio Format Converter

ANYWHERE YOU NEED...

- Studio Quality Audio Transformer
- Bifilar Winding, Nickel Alloy Core
- Connectorized Audio Format Conversion
- Galvanic Isolation
- Gold Contacts on Input and Output
- Balanced to Unbalanced Conversion
- Pro to Consumer Level Conversion
- Convenience of RDL TXs



You Need The TX-AFC1F!

The TX-AFC1F is part of the group of versatile Max-TX series products from Radio Design Labs. Max-TX modules are the large format members of the RDL TX family, featuring the superior engineering and components common to RDL products. The durable adhesives provided with the TX-AFC1F permit permanent or removable mounting. The TX-AFC1F may be rack or surface mounted with optional TX series accessories.

APPLICATION: The TX-AFC1F is the ideal choice in many applications requiring studio quality transformer coupling between a balanced audio source and unbalanced equipment.

The TX-AFC1F is a single-channel (mono) module featuring a female XLR input and phono jack output. A studio quality audio transformer converts the audio input to unbalanced. An integral pad is set to produce an output level of -10 dBV for an input level of +4 dBu balanced. The XLR shield (Pin 1) is connected to the output phono jack ground. The TX-AFC1F bridges the input signal and is optimized to feed a 10 k Ohm load.

A studio quality audio transformer provides format conversion and galvanic isolation. The TX-AFC1F delivers the wideband audio, ultra-low distortion, audio clarity and headroom common to studio equipment in a module suited to both studio and general-purpose audio installations.

The TX-AFC1F's compact size permits mounting in a variety of spaces and in various locations in equipment racks. The location of the input/output jacks permits high density mounting against flat surfaces while maintaining accessibility to the connectors. The TX-AFC1F may be mounted where needed, to rack sides or in an equipment rack (either the front or rear rack rails) using a variety of available RDL mounting options. Use the TX-AFC1F individually, or combine it with other RDL products as part of a complete audio/video system.



RDL[®]
Radio Design Labs

SPECIALISTS IN PRACTICAL PRECISION ENGINEERING™

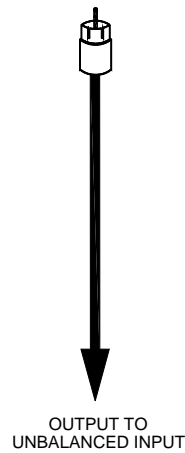
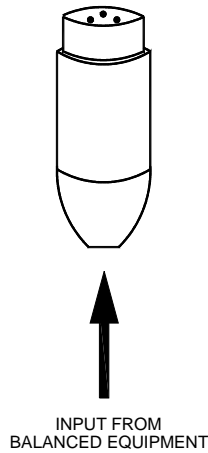
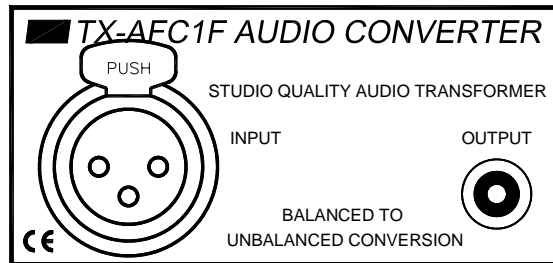
max TX™ SERIES

**Model TX-AFC1F
Audio Format Converter**

Installation/Operation



EN55103-1 E1-E5; EN55103-2 E1-E4
Typical Performance reflects product at publication time
exclusive of EMC data, if any, supplied with product.
Specifications are subject to change without notice.



TYPICAL PERFORMANCE

Input:	XLR Balanced, 10 kΩ Bridging
Input Level:	+4 dBu; +22 dBu maximum
Output:	Phono Jack, 10 kΩ Unbalanced
Output Level:	-10 dBV
Frequency Response:	20 Hz to 20 kHz (+/- 0.1 dB)
THD:	<0.06% (50 Hz to 20 kHz, +4 dBu input)
	0.0015% (Typ. 1 kHz, +4 dBu input)
	0.125% (Typ. 20 Hz, +4 dBu input)
CMRR:	>85 dB (50 Hz to 60 Hz)
Power Requirement:	Passive

Overall Dimensions:

Height:	1.55 in.	3.94 cm
Width:	1.63 in.	4.14 cm
Length:	3.00 in.	7.62 cm

EMC:



Radio Design Labs Technical Support Centers
U.S.A. (800) 933-1780, (928) 778-3554; Fax: (928) 778-3506
Europe [NH Amsterdam] (+31) 20-6238 983; Fax: (+31) 20-6225-287