



RDL[®]
Radio Design Labs

SPECIALISTS IN PRACTICAL PRECISION ENGINEERING™

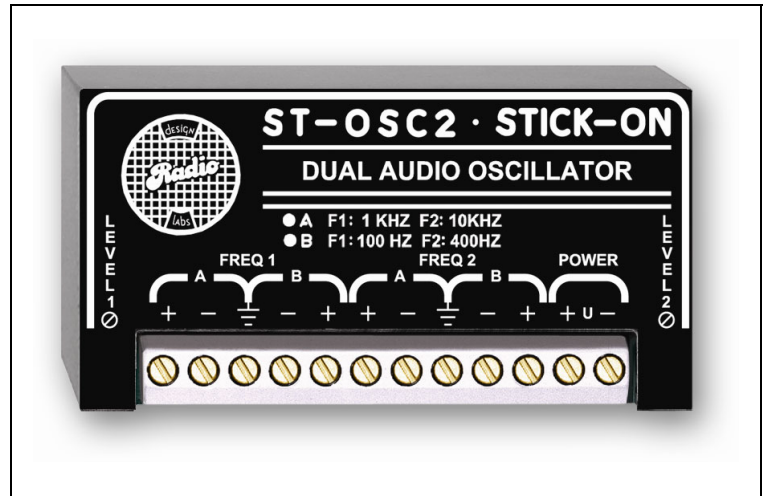
STICK-ON[®] SERIES

Models ST-OSC2A & ST-OSC2B

Dual Audio Oscillators

ANYWHERE YOU NEED...

- Precision Sine-wave Audio Signal
- Amplitude-Stable Oscillator
- Two Tone Oscillators
- Precise User-Adjustable Levels
- Oscillator with Two Separate Outputs
- Ground-referenced or Floating Power



You Need The ST-OSC2A or ST-OSC2B!

APPLICATION: Each of the ST-OSC2 products is a Dual Audio Oscillator in the group of STICK-ON series products by Radio Design Labs. These products are designed for quick, convenient installation and reliable operation in a variety of audio applications.

TWO MODELS TO FIT SPECIFIC APPLICATIONS:

ST-OSC2A: This module is designed to provide separate left and right audio signals for each of two frequencies: 1 kHz and 10 kHz. This module is well suited to audio installations requiring reference tones for level calibration and frequency response checks.

ST-OSC2B: This module is designed to provide separate left and right audio signals for each of two frequencies: 100 Hz and 400 Hz. This module may be used in conjunction with the ST-OSC2A to provide a complete set of frequency response test tones (100 Hz, 400 Hz, 1 kHz, 10 kHz), or in systems where 400 Hz is used as the reference tone frequency.

FEATURES IN COMMON TO BOTH ST-OSC2 PRODUCTS:

- Low-impedance output drives virtually any audio line
- Outputs may be connected to either balanced or unbalanced lines
- Multi-turn level adjustment permits precise output setting
- Separate output level control provided for each oscillator
- Integral AGC circuitry provides stable output level

All this is available in the unbelievable compactness and convenience of the RDL STICK-ONS. Put them right where you need them, or design them in with our optional racking kits. Anytime you need stable reference tones in any audio or recording system, your simple, cost-effective solution is found in the ST-OSC2 product group!

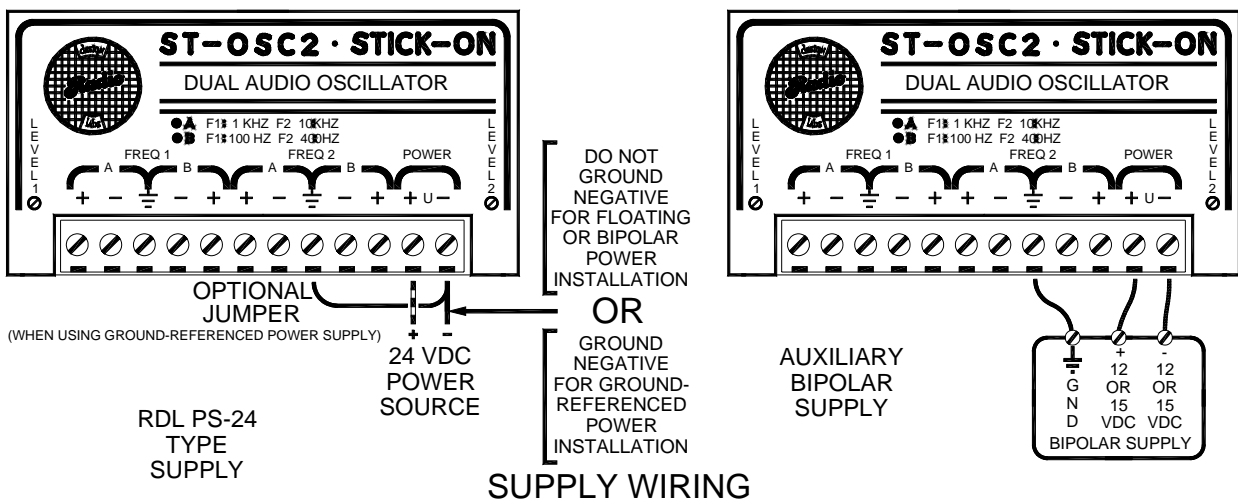
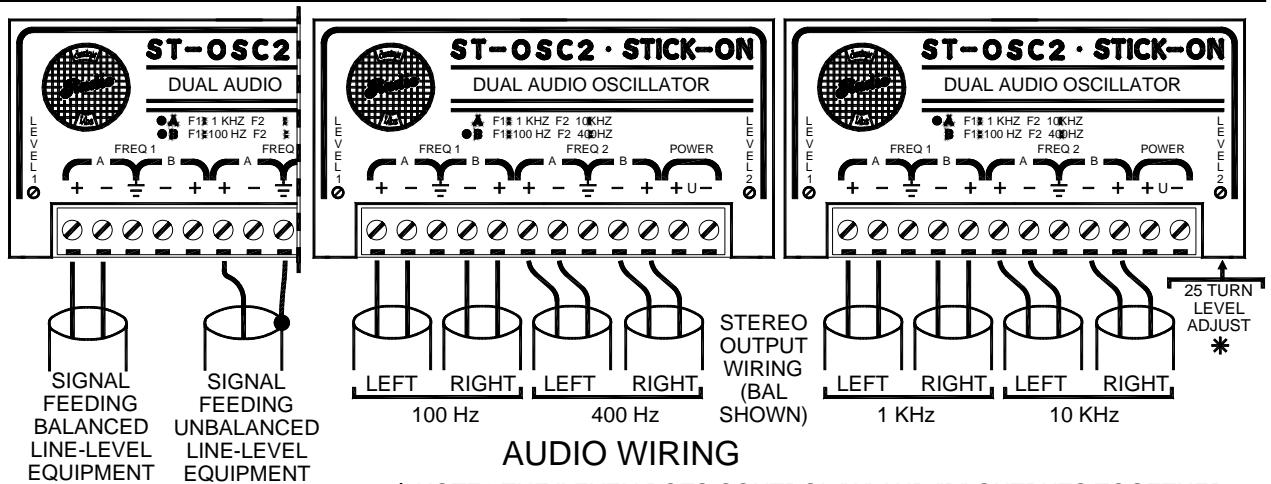
STICK-ON[®] SERIES

Models ST-OSC2A & ST-OSC2B Dual Audio Oscillators

Installation/Operation



EN55103-1 E1-E5; EN55103-2 E1-E4
Typical Performance reflects product at publication time
exclusive of EMC data, if any, supplied with product.
Specifications are subject to change without notice.



TYPICAL PERFORMANCE

Audio Outputs (4):		Output Level:	OFF to +14 dBu (into 600 Ω; adjustable; level maintained by internal AGC circuit)
Frequency 1 (2):	Balanced or unbalanced	THD+N:	
Frequency 2 (2):	Balanced or unbalanced	ST-OSC2A:	0.5%
Output Impedance:	200 Ω (to drive high or low impedance lines)	ST-OSC2B:	< 3%
Nominal Frequencies:		Power Requirement:	24 to 33 Vdc @ 80 mA, Floating or Ground-Referenced
ST-OSC2A:	1 kHz and 10 kHz		
ST-OSC2B:	100 Hz and 400 Hz		