

# BURDENMASTER

## Versatile Electric Personnel Carrier

MODEL	B2-10	
TYPE	Electric	
SPEED (MAX MPH)	11	17.7 kmph
RANGE (MILES)	24	38.6 km
LOAD CAPACITY (lbs)	2,400	1089 kg
TOWING CAPACITY (lbs)	8,400	3810 kg
BED SIZE (W"xL")	43"x75"	109 cm x 190 cm
VOLTAGE	36	
TURNING RADIUS (INCHES)	125"	312 cm



## Tough and Dependable Product Solutions

The Burdenmaster is designed to provide a cost effective solution for your utility applications. Vehicle performance meets or exceeds any comparable gasoline powered vehicles while providing lower maintenance and operating cost.

With growing concerns related to noise and air pollution, Burdenmaster provides an ideal solution without compromising performance. Its unique design features allow the vehicle to be reconfigured to personnel carrier, burden carrier or tow vehicle in the field to meet your changing needs.

The Burdenmaster is equipped with a 36 volt GT electric drive system that utilizes an automotive differential that provides years of reliable service. Equipped standard with on-board automatic charger, battery discharge indicator, dual headlights, taillights, and hydraulic brakes, makes the Burdenmaster the best value in its class of vehicles.

Burdenmaster with steel cab and doors, stake sides, cargo box, tool box, 4 passenger, or 6 passenger designs can be configured to meet your specific needs.

With over 150,000 vehicles in service and over 50 years experience in providing solutions to our customers, *Taylor-Dunn products are the best way to go about your business.*



**TAYLOR-DUNN®**  
Commercial and Industrial Vehicles Since 1949

*The best way to go about your business*

## PERSONNEL CARRIERS



**Aristocrat**



**Roadmaster**

## BURDEN CARRIERS



**Taylortruck**



**Loadmaster**



**Model B Series**



**Electruck**



**Maintenance Expediter**



**Stepsaver**



**Stockchaser**

## TOW TRACTORS



**Towmaster**



**Mule**



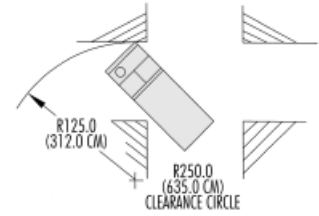
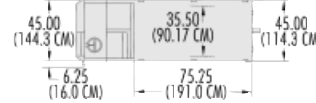
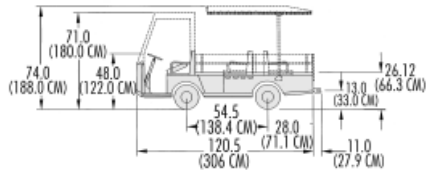
**Pullmaster**



**Model E**



**Huskey**



## BURDENMASTER STANDARD SPECIFICATIONS

Product Line	MODEL B2-10
Unit Weight	1,405 lbs. (636 kg.)
Load Capacity	2,400 lbs. (1,088.6 kg.)
Battery Type (Lead acid)	217 amp hours, 6 volts
System Voltage	36 volt
Drive Axle	GT Automotive type differential
Transmission	Oil bath helical gears
Motor	6.6 HP; DC separately excited
Tires	Pneumatic, 5.70 x 8 load range B
Brakes	Hydraulic disc brakes rear, hand operated parking brake
Steering	24:1 Automotive steering
Frame	All steel unitized body, heavy duty 16 gauge diamond plate steel
Bumper	Heavy duty steel front bumper
Suspension	Leaf spring front & rear
Color	Safety orange
Seats	Split seat cushion, full length seat back rest covered with black vinyl. Driver seat electrical interlock
Controller	Solid state speed controller, 36 volt
Instrumentation	Battery discharge indicator, forward/reverse selector, key switch
Light Accessories	Dual headlight, taillight
Charger	25 amp, 36 volt built-in automatic charger with interlock
Input Voltage Requirements	110 volt/220 volt, 50 Hz/60Hz
Conformance Standards	Type E OSHA requirements 1910.178, ANSI B56.8-1988 requirements

## OPTIONAL FEATURES

### Charger

- Portable 25 amp charger
- Portable 40 amp charger 110v/220v
- Built-in 110v/220v 50 Hz

### Accessories

- Strobe light, amber - on pole, or top of cab
- Reverse alarm
- Directional signals
- Hour meter
- Seat brake

### Deck

- Stake sides, removable end gate, 14" high
- Steel sides and end gates, fold down
- Diamond plate deck
- Steel panel cargo box

### Battery Compartment

- 244 a.h. batteries

### Hitches

- Hitch automatic coupling, trailer
- Hitch pintle trailer
- Hitch 1-7/8" ball and bracket

### Brakes

- Front wheel hydraulic

### Cab

- Steel cab with safety glass window
- Metal doors with sliding safety glass window
- Windshield wiper for cab
- Mirrors - left, right and rear

### Top Frames

- Fiberglass or surrey top cover with tubular frame

### Frame

- Fixed seating 4-6 passengers

### Color

- Special paint color
- Undercoating

Based on standard configuration. Some vehicles may be shown with optional equipment.



**TAYLOR-DUNN CORPORATION**  
Commercial and Industrial Vehicles Since 1949



2114 West Ball Road, Anaheim, CA 92804 • (714) 956-4040 • FAX (714) 956-3130  
Toll Free (800) 688-8680 Visit our website: [www.taylor-dunn.com](http://www.taylor-dunn.com)