

























Contents

McDonnell & Miller

BOILER CONTROLS (continued)

<u>LOW WATER CUT-OFFS</u>	<u>SERIES</u>	<u>PAGE</u>	<u>WATER FEEDERS</u>	<u>SERIES</u>	<u>PAGE</u>
<ul style="list-style-type: none"> • For Steam Boilers Cont'd Float Type 	150S	 46	<ul style="list-style-type: none"> • Electric 	Series WF Uni-Match®	 54
	157S	 47		<ul style="list-style-type: none"> • Mechanical Combination Mechanical/ Low Water Cut-Offs 	101-A
<ul style="list-style-type: none"> • Combination Low Water Cut-Off/Pump Controllers for Steam Boilers 	42S	 45	<ul style="list-style-type: none"> • Make-Up 	47/47-2	 56
	93	 50		51/51-2	 60
	94	 52		51-S/51-S-2	 61
	150S	 46		53/53-2	 62
	157S	 47		247/247-2	 58
	193	 51		21	 65
	194	 53		25-A	 64
				221	 65
				551-S	 68
				847	 66
		851	 67		
		851-S	 67		