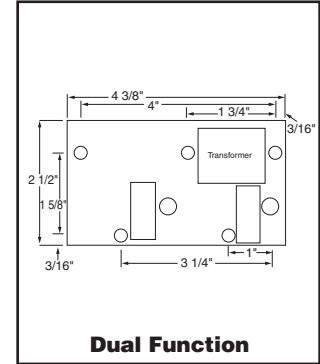



Multi Function Controls

750B-LP

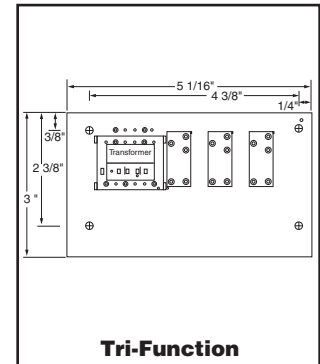



Combines 1-Level relay action with a differential 2 level relay on one board for pump/feeder and cut-off/alarm.



750B-DLP

Combines (2) 1-Level relay action with a differential 2-level relay on one board for both high and low or redundant low water cut-off/alarm and pump/feeder. Direct replacement for obsolete LPC 2000 control.



Ordering Information

1. Select and order panel mount or plug-in module 750B control unit.
 2. Select and order appropriate chamber based on the number of levels to be sensed.
- (Order sensor chamber and probes separately (see page 72-75))

Model Number	Part Number	Description	Weight lbs. (kg)
Panel Mount			
750B-DLP-120-CI-03	176314	Dual LWCO & Pump controller	0.6 (0.3)
750B-LP-120-CI-03	176312	LWCO & Pump controller	0.6 (0.3)
Mounting Accessories			
Adaptor-750	176320	PCB adaptor plate kit	0.3 (0.1)
750B-ENC	176345	NEMA 1 enclosure includes adaptor plate	1.9 (0.9)



Electrical Ratings

Model	Voltage	Switch Contact Ratings	
		Full Load	Locked Rotor
120 VAC	120 VAC	7.2	43.2
	240 VAC	3.75	21.6