




















Contents

McDonnell & Miller

System Selection Chart6
 Basic System Operation8
 Products: *Boiler Controls*26
 Liquid Level Controls72
 Flow Switches82

Technical Information and Specifications
 Basic Wiring/General Information ..117
 Glossary of Terms128
 Approval Agencies131
 Maintenance133
 Warranty & Return PolicyInside
 Back Cover

BOILER CONTROLS

<u>LOW WATER CUT-OFFS</u>	<u>SERIES</u>	<u>PAGE</u>	<u>LOW WATER CUT-OFFS</u>	<u>SERIES</u>	<u>PAGE</u>
<i>• For Hot Water Boilers</i>			<i>• For Steam Boilers</i>		
Electronic	750	 30	Electronic	150E/157E	 37
	750B	 78		750	 30
	PS-850	 33		PS-800	 32
	RB-24	 34		750B	 78
	RB-120	 36		Float Type	61
	RB-122-E	 35			63
Float Type	63	 39			63
	64	 40			64
	764	 41			67
	767	 43			69
					42
					44