


THE KEITH®

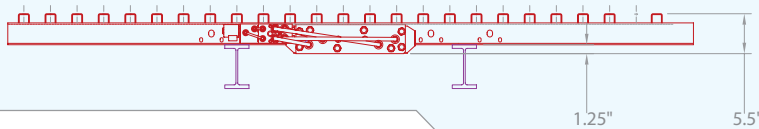
# M-Series DRIVE

The lowest profile 2-way drive unit in the world.



## THE KEITH® M-SERIES DRIVE

Brought to you by the leading innovator in moving floor and conveying technology.




**Bottom of the cylinder pack is only 1.25 inches below the support rail.**


## IDEAL FOR INSTALLATION IN

- Small Trucks
- Small Trailers
- Agricultural Equipment
- Drop-Off Containers
- Small Bins
- Roll-Off Boxes

- The lowest profile 2-way system available.
- Durable and dependable construction.
- Compact design.
- Low maintenance.
- Fast unloading speed.
- Aluminum components are protected from corrosion with a chromated finish.
- Easily removable switching valve and cylinder pack for service.
- Interchangeable cylinder packs and cross-drives.
- Externally mounted valve assemblies are easy to access.



Switching valve and cylinder pack are easy to remove for service.



KEITH, the creator of WALKING FLOOR® technology, provides custom unloading systems for specialized applications worldwide.

# KMD-250 KMD-300

Hydraulic Drive Unit Specifications	KMD-250	KMD-300
Cylinder Bore	2.5"	3.0"
Cylinder Stroke	6.0"	6.0"
Maximum Working Pressure	3,000 PSI	3,000 PSI
Recommended Pump Flow	10 g/min	14 g/min
Load Capacity	8 ton	16 ton
Floor Speed	8 ft/min	8 ft/min

## Drive Features

Overall Height	5.5"
Maximum Length	60.5"
Weight (24 slat system)	570 lbs *

\* Does Not Include Flooring.

## FEATURES

### Drive Design

- Cross-drives are supported on plastic bearings, strengthening the entire drive area.
- Center frame drive unit prevents possible damage to trailer structure.
- Compact design for easy installation and service.
- Designed for installation in units with 3.0" cross members.
- Easily adapted for other cross member heights.
- KMD 250 can be upgraded to KMD 300.

### Superior Cylinder Design and Construction

- Case hardened, chrome rods provide superior wear.
- High quality piston seals and wear rings extend cylinder life.

### Poppet Switching Valve

- Controls the movement of the floor.
- Patented design provides excellent resistance of dirt and foreign material.
- Requires less maintenance and repair than other systems.

### Options

- Solenoid valve allows remote on/off and load/unload functions.
- Manual on/off and load/unload are always available.
- In-line pressure filter to reduce oil contaminants.
- 18, 21 & 24 slat combinations.



Patents Pending and Applied For.

***WALKING FLOOR***<sup>®</sup>  
ONLY BY KEITH<sup>®</sup>

### KEITH Mfg. Co. WORLD HEADQUARTERS

sales@keithwalkingfloor.com  
Madras, OR USA  
Ph: (541) 475-3802

### CANADA

canadasales@keithwalkingfloor.com  
Brantford, ON  
Ph: (519) 756-9178

### MEXICO

kmc\_mexico@keithwalkingfloor.com  
San Vicente Chicoloapán, Edo. de México C.P.  
Ph: (+52) (55) 9112 8000

### AUSTRALIA

ausales@keithwalkingfloor.com  
Wagga Wagga, NSW  
Ph: (+61) (02) 69226888

### KEITH WALKING FLOOR Europe THE NETHERLANDS

eurosales@keithwalkingfloor.com  
Barneveld  
Ph: (+31) 342 422007

### SPAIN

serviciopostventa@keithwalkingfloor.com  
Rossello (Lleida)  
Ph: (+34) 973 732778

### UNITED KINGDOM

mallan@keithwalkingfloor.com  
Dalton, Huddersfield, West Yorkshire  
Ph: (+44) 1484 317395

[www.keithwalkingfloor.com](http://www.keithwalkingfloor.com)