


Stellar Cranes



The new 4420 crane is the perfect service truck accessory for public utilities, municipalities, water works, and many other situations needing lifting. The 4420 features a 16,000-foot/pound (2.23 ton-meters) capacity and can lift a maximum of 4,000-pounds at four feet (1,814 kg at 1.22 m). Stellar Industries is the leading manufacturer in this class of crane to offer several practical features as standard equipment. These include the 20-foot (6.10 m) pendant remote control, a planetary winch with 25-feet per minute (7.62 m) winch speed, hexagonal boom construction, hydraulic extension to 15-feet (4.6 m) of reach, manual to 20-feet (6.10 m) and the new monoblock valve that provides multi-function operation.

Hexagonal Boom Construction

The heavy duty hexagonal boom construction (pictured at right) on all Stellar cranes provides a stronger cross section than square tubing. This design reduces boom flex and side to side movement, thus providing a very stable crane.



The Speed You Need

Increased winch speed has been the most common request from the field. Stellar has incorporated a planetary winch system with speeds to 25 ft./min. (7.62 m), giving you increased speed over the competition. Since it's a planetary winch, you get the security of mechanical and hydraulic brakes.



Designed & Manufactured **STELLAR**
in the USA
INDUSTRIES INC.

4420 Telescopic Crane

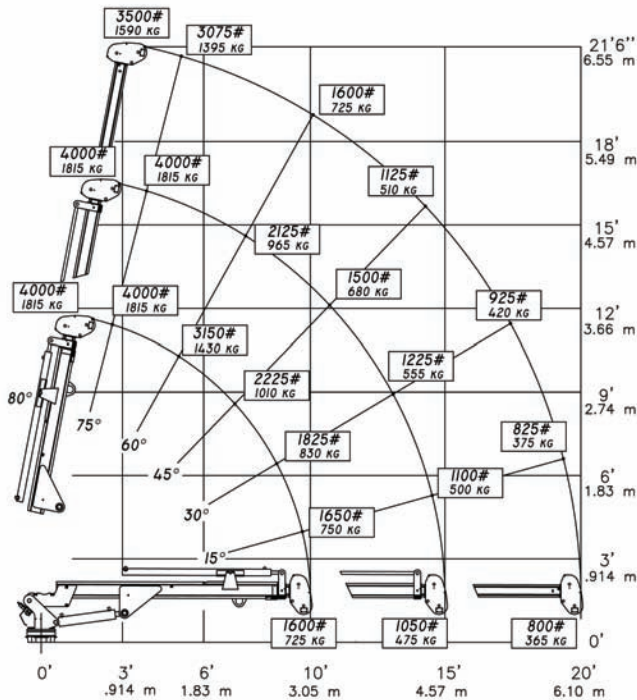
Stellar Cranes

Designed With You In Mind

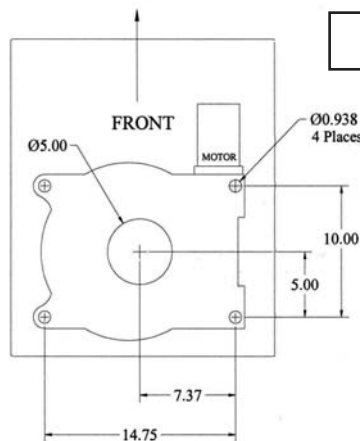
Extensive research and input was gathered from crane users throughout North America to design the 4420. Information gathered from this source allows Stellar to design a crane that outshines all other cranes in its class by incorporating standard features above and beyond the competition.

The features designed into the 4420 allow the user to do their job quicker and more efficiently than any competitive product. At Stellar Industries, we are committed to making you work more productively.

4420 Capacity Chart



Hole Mounting Detail



Model 4420 Crane SPECIFICATION SHEET

Crane Rating: 16,000 ft-lbs (2.23 ton-meters)
 Standard Boom Length: 10' (3.05 m) from CL of Crane

Boom Extension:
 1st stage: Hydraulic 60" (152.4 cm)
 2nd stage: Manual 60" (152.4 cm)

Max. Horizontal Reach: 20' (6.10 m) from CL of Crane
 Max. Vertical Lift: 21'6" (6.55 m)
 (from crane base)

Boom Elevation: -5° to +80°

Stowed Height: 33.50" (85.1 cm)
 (crane only)

Mounting Space Req: 18" x 15" (45.7 x 38.1 cm)
 Shipping Weight: 1050 lbs (475 kg)

Controls: 20 foot (6.10 m) cord with hand held control for all functions.

Winch:
 Rope Diameter: 5/16" (.794 cm)
 Line Pull Speed: 25 ft/min (7.62 m)
 Max. Single Part Line: 2000 lbs (905 kg)
 Max. Double Part Line: 4000 lbs (1815 kg)

Rotation: 370° power
 (worm gear)

Lifting Capacities:
 1600 lbs @ 10' (725 kg @ 3.05 m)
 1050 lbs @ 15' (475 kg @ 4.57 m)
 800 lbs @ 20' (365 kg @ 6.10 m)

Power Supply Req: 12-volt power unit
 (2.0 gpm @ 2600 psi)
 (7.57 lpm @ 179 bars)

Available in hydraulic version also.

NOTE: All Stellar cranes meet ANSI B30.5 and OSHA 1910.180 specifications.



190 State Street
 P.O. Box 169
 Garner, IA 50438
 Telephone: 800-321-3741
 Fax: 641-923-2812
 Internet: www.mechanictruck.com
 email: sales@mechanictruck.com

Quality You Ask For By Name.
 Designed & Manufactured in the U.S.A.

*Specifications may change without notification.
 Copyright © 2005 Stellar Industries, Inc.