

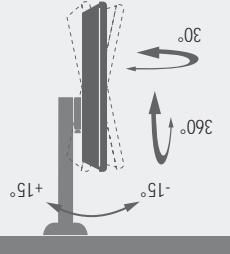


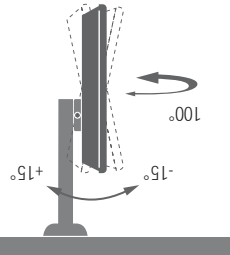


- « Cup-shaped faceplate design allows effortless, fluid motion in every direction possible without the use of tools (MC1A only)
- « Wire management channel keeps cables concealed and organized (MC1A, SC1A)
- « Extruded aluminum and heavy-gauge steel construction provides extreme rigidity and sleek, modern styling
- « MC1A mounting brackets use multiple VESA patterns to fit virtually every flat-panel TV from 23" to 40"
- « SmoothLock™ mechanism gives SC1A smooth tilt and swivel motions with just the touch of a finger
- « Height-adjustment feature allows SC1A and MC1A to be positioned perfectly for optimal viewing

 <p><b>MODEL</b> MC1A-S1 MC1A-B1</p>	<p><b>DESCRIPTION</b> Tilt and Swivel Ceiling Mount for medium flat-panel TVs Features Virtual Axis™ 3D</p> 	<p><b>PRODUCT DIMENSIONS</b> 9.25" w x 5.25" d x 21" h 23.5 x 13.3 x 53.3 cm</p>	<p><b>WEIGHT CAPACITY</b> 70 lbs. 31.75 kg</p>	<p><b>TV SIZE</b> 23" - 40"</p>	<p><b>MOUNTING PATTERN</b> VESA 75, VESA 100, VESA 200 x 100, VESA 200 x 200</p>
					

 <p><b>MODEL</b> SC1A-S1 SC1A-B1</p>	<p><b>DESCRIPTION</b> Tilt and Swivel Ceiling Mount for small flat-panel TVs</p> 	<p><b>PRODUCT DIMENSIONS</b> 5.25" w x 5.25" d x 15.25" h 23.5 x 13.3 x 53.3 cm</p>	<p><b>WEIGHT CAPACITY</b> 50 lbs. 22.7 kg</p>	<p><b>TV SIZE</b> 13" - 26"</p>	<p><b>MOUNTING PATTERN</b> VESA 75, VESA 100</p>
					

FINISH OPTIONS

