

CONSERVE WATER AND MONEY WITH MIXET SPOUTS

POSITIVE ACTION SHUT-OFF Diverter Spouts #71, #73, #81 and #83 Series

Now more than ever, water has become a precious commodity that needs to be conserved. National, regional and local building codes mandate the use of flow restricted shower heads to 2.5 G.P.M. @ 80psi. Most tub diverter spouts have a simple lift gate that diverts the flow of water to the shower head. Unfortunately, higher water pressure causes some water to flow directly through the tub spout, instead of the shower head. The result is wasted water and wasted energy to heat that water, which is like pouring money down the drain. START conserving water and money TODAY with Mixet Positive Action shut-off diverter spouts.

These water pressure activated diverter spouts are available in both Quikspout® slip-on and iron pipe fit diverter applications and offer many great features. (Check out those features below.)

QUIKLIFT® Diverter Spouts #61 and #64

The Quiklift® diverter spouts feature a top-pull knob with gravity-assisted return. These spouts are available in both slip-on and iron pipe fit diverter applications.

TUB FILLER Spouts #70, #72, #80 and #82 Series

These tub filler spouts are available in both Quikspout® slip-on and iron pipe fit applications

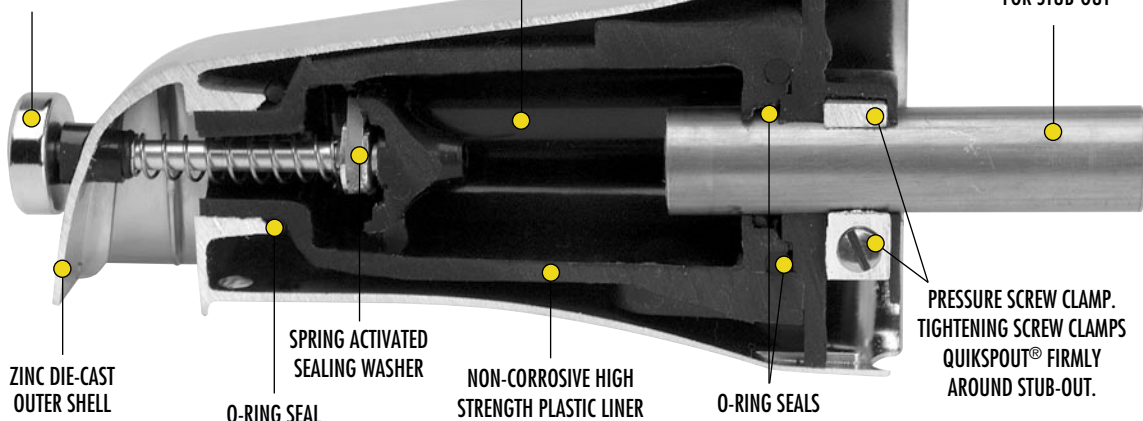
All Mixet Tub Spouts offer the following features:

- CSA certified - B125-93
- Meet ASSE 1014 requirement of withstanding an operating supply pressure of 125 PSI (862kPa)
- Meet or exceed ANSI/ASME A112.181M-1989
- Comply with section 1601-1608, Title 20 of California Code of Regulations
- 1/2"-14 NPSM connection point for iron pipe fit applications
- Available in bagged, carded or clamshell packaging

POSITIVE SHUT-OFF
SHOWER DIVERTER.
AUTOMATICALLY CLOSES WHEN
WATER IS TURNED OFF.

FULLY ADJUSTABLE. MORE THAN
1 INCH INSTALLATION TOLERANCE

QUIKSPOUT® INLET
CONNECTION
FOR STUB-OUT













ZINC DIE-CAST
OUTER SHELL

O-RING SEAL
SPRING ACTIVATED
SEALING WASHER

NON-CORROSIVE HIGH
STRENGTH PLASTIC LINER

O-RING SEALS

PRESSURE SCREW CLAMP.
TIGHTENING SCREW CLAMPS
QUIKSPOUT® FIRMLY
AROUND STUB-OUT.

	BRASSCRAFT PART NUMBER	MIXET OEM #	UPC	MIXET DESCRIPTION
	SWD0411	71 BULK	039166081288	5-1/8" LENGTH - 1/2" QUIKSPOUT® SLIP-ON DIVERTER TUB SPOUT CHROME - 1 PER BAG
	SWD0411 D	71 PK	039166090563	5-1/8" LENGTH - 1/2" QUIKSPOUT® SLIP-ON DIVERTER TUB SPOUT CHROME - 1 PER CLAMSHELL
	SWD0429	71 PBBULK	039166097791	5-1/8" LENGTH - 1/2" QUIKSPOUT® SLIP-ON DIVERTER TUB SPOUT POLISHED BRASS - 1 PER BAG
	SWD0428	71 ABBULK	039166098088	5-1/8" LENGTH - 1/2" QUIKSPOUT® SLIP-ON DIVERTER TUB SPOUT ANTIQUE BRASS - 1 PER BAG
	SWD0406	73 BULK	039166081233	5-1/8" LENGTH - 1/2" IRON PIPE DIVERTER TUB SPOUT (FITS 1/2" & 3/4" PIPE) CHROME - 1 PER BAG
	SWD0406 D	73 PK	039166090495	5-1/8" LENGTH - 1/2" IRON PIPE DIVERTER TUB SPOUT (FITS 1/2" & 3/4" PIPE) CHROME - 1 PER CARD
	SWD0431	73 PBBULK	039166098101	5-1/8" LENGTH - 1/2" IRON PIPE DIVERTER TUB SPOUT (FITS 1/2" & 3/4" PIPE) POLISHED BRASS - 1 PER BAG
	SWD0407	81 BX	039166081240	6-1/2" LENGTH - 1/2" QUIKSPOUT® SLIP-ON DIVERTER TUB SPOUT CHROME - 1 PER BAG
	SWD0407 D	81 PK	039166090501	6-1/2" LENGTH - 1/2" QUIKSPOUT® SLIP-ON DIVERTER TUB SPOUT CHROME - 1 PER CLAMSHELL
	SWD0433	81 PBBX	039166098118	6-1/2" LENGTH - 1/2" QUIKSPOUT® SLIP-ON DIVERTER TUB SPOUT POLISHED BRASS - 1 PER BAG
	SWD0436	83 BX	039166098132	6-1/2" LENGTH - 1/2" IRON PIPE DIVERTER TUB SPOUT (FITS 1/2" & 3/4" PIPE) CHROME - 1 PER BAG
	SWD0422	61 BULK	039166100149	5-1/8" LENGTH - 1/2" SLIP-ON DIVERTER TUB SPOUT CHROME - 1 PER BAG
	SWD0422 D	61 PK	039166102211	5-1/8" LENGTH - 1/2" SLIP-ON DIVERTER TUB SPOUT CHROME - 1 CLAMSHELL
	SWD0423	61 PBBULK	039166100156	5-1/8" LENGTH - 1/2" SLIP-ON DIVERTER TUB SPOUT POLISHED BRASS - 1 PER BAG
	SWD0424	64 BULK	039166098040	5-1/8" LENGTH - 1/2" IRON PIPE DIVERTER TUB SPOUT (THREAD AT NOSE END) CHROME - 1 PER BAG
	SWD0425	64 PBBULK	039166098057	5-1/8" LENGTH - 1/2" IRON PIPE DIVERTER TUB SPOUT (THREAD AT NOSE END) POLISHED BRASS - 1 PER BAG
	SWD0412	72 BULK	039166081295	5-1/8" LENGTH - 1/2" QUIKSPOUT® SLIP-ON TUB FILLER CHROME - 1 PER BAG
	SWD0412 D	72 PK	039166090570	5-1/8" LENGTH - 1/2" QUIKSPOUT® SLIP-ON TUB FILLER CHROME - 1 PER CLAMSHELL
	SWD0430	72 PBBULK	039166098095	5-1/8" LENGTH - 1/2" QUIKSPOUT® SLIP-ON TUB FILLER POLISHED BRASS - 1 PER BAG
	SWD0426	70 BULK	039166098064	5-1/8" LENGTH - 1/2" IRON PIPE TUB FILLER (THREAD AT NOSE END) CHROME - 1 PER BAG
	SWD0427	70 PBBULK	039166098071	5-1/8" LENGTH - 1/2" IRON PIPE TUB FILLER (THREAD AT NOSE END) POLISHED BRASS - 1 PER BAG
	SWD0434	82 BX	039166097814	6-1/2" LENGTH - 1/2" QUIKSPOUT® SLIP-ON TUB FILLER CHROME - 1 PER BAG
	SWD0435	82 PBBX	039166098125	6-1/2" LENGTH - 1/2" QUIKSPOUT® SLIP-ON TUB FILLER POLISHED BRASS - 1 PER BAG
	SWD0432	80 BX	039166097807	6-1/2" LENGTH - 1/2" IRON PIPE TUB FILLER (THREAD AT NOSE END) CHROME - 1 PER BAG

Positive Shut-off Spouts

Quiklift® Spouts

Tub Filler Spouts

World Headquarters
39600 Orchard Hill Place
Novi, Michigan 48375-5331
(248) 305-6000

Brass Craft
A Masco Company
www.brasscraft.com

215 North Smith Avenue
Corona, California 92880-1791
(951) 278-5140