



**EDFPBM117C**

**TWO LEVEL WALL MOUNT ADULT ADA SWIRLFLO® MODELS**

**Standard Features**

- **No Lead Design** water system is free of lead-containing brass parts.
- **Barrier-Free ADA Design** meets adult ADA standards when properly installed.
- **Bi-Level Design** offers the flexibility of a second unit at conventional height.
- **Contoured Basin** designed to provide a splash-resistant surface
- **Vandal-Resistant Front Pushbutton** provides easy operation.
- **Flexi-Guard Anti-Microbial Safety Bubbler** complements styling of cooler and is keyed into position to prevent rotation.
- **Durable Satin Finish Stainless Steel** standard.



**EDFPBM117RAC**

**OPTIONS**



**FREEZE**  
Protection



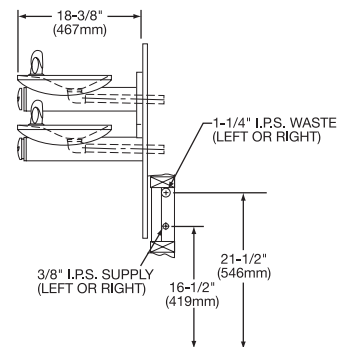
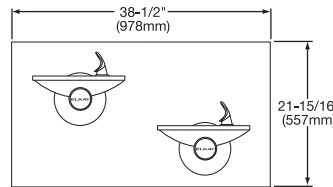
**BUBBLER**  
Vandal Resistant



**CANE**  
Apron



**ACCESS**  
Panel



**Options / Upgrades**

Model #	Wall Plate In Inches H x L x D	Fountain In Inches L x D	Ship. Wt. Lbs.	Freeze Protection †	Bubbler Vandal Resistant	Access Panel	Cane Apron
<b>EDFPBM117C</b>	20-3/8 x 38-1/2 x 5/8	14 x 18 (left) 18 x 14 (right)	71	●	●	●	●
<b>EDFPBM117RAC</b> (Reverse Height)	20-3/8 x 38-1/2 x 5/8	18 x 14 (left) 14 x 18 (right)	71	●	●	●	●

† Freeze Protection box must be mounted on interior non-freezing wall.

● Available option  
Note: If blank, option not available

## FULLY RECESSED MODELS AND SIMULATED SEMI-RECESSED MODELS

### Model EDFB12C Standard Features

- **No Lead Design** water system is free of lead-containing brass parts.
- **Barrier-Free ADA Design** meets adult ADA for *parallel approach only* standards when properly installed.
- **Full Recessed Design** allows for obstacle-free hall space.
- **Stream-Splitter Basin** minimizes splashing.
- **Deeply Recessed Backsplash** provides ample headroom.
- **Front Pushbar** is self closing and features raised letters for the blind.
- **Flexi-Guard Anti-Microbial Safety Bubbler** complements styling of cooler and is keyed into position to prevent rotation.
- **Available with Cuspidor** (model EDFBC212C)
- **Stainless Steel With Polished Satin Finish** standard.

### Model EDFP19C Standard Features

- Same as above, but in a **Space-Saving Simulated Recessed** design.



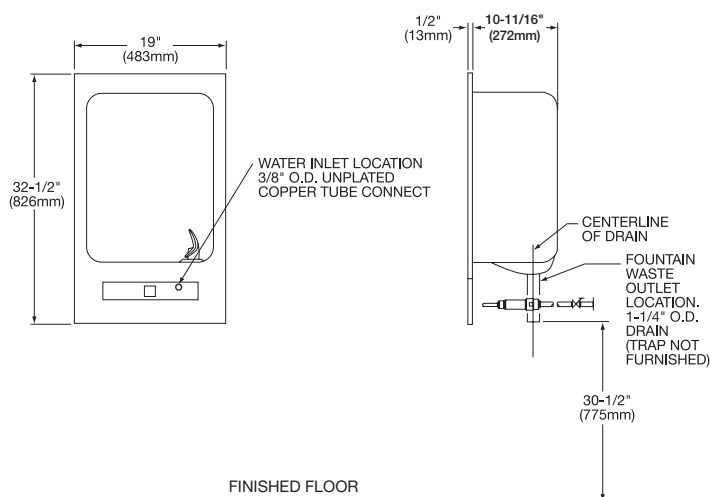
**EDFB12C**



**EDFBC212C**



**EDFP19C**



### OPTIONS



### Options / Upgrades

Model #	Overall Size In Inches H x L x D	Ship. Wt. Lbs.	Glass Filler
<b>EDFB12C</b> (Fountain Only)	32-1/2 x 19 x 10-11/16	29	●
<b>EDFBC212C</b> (Fountain with Cuspidor)	32-1/2 x 19 x 10-11/16 ( <i>fountain</i> ) 32-1/2 x 19 x 10-11/16 ( <i>cuspidor</i> )	56	●
<b>EDFBC12PBC</b> (Cuspidor Only)	32-1/2 x 19 x 10-11/16	30	
<b>EDFP19C</b>	23-7/8 x 18 x 9-1/2	21	

● Available option  
Note: If blank, option not available



**EDFP214RC**

**PREMIUM COMPOSITE SOFT SIDES® MODELS**

**Model EDF214RC Standard Features**

- **Composite Gel Coated Material** is durable and nonporous.
- **No Lead Design** water system is free of lead containing brass parts.
- **Barrier-Free ADA Design** meets adult ADA standards when properly installed.
- **Contoured Basin** minimizes splashing.
- **Push Button, Self-Closing Bubbler** with pressure regulator.
- **Flexi-Guard Anti-Microbial Safety Bubbler** complements styling of cooler and is keyed into position to prevent rotation.
- **Vandal-Resistant Bottom Cover Plate**, drain and trap assembly included.
- **Shadow White Color** blends in with any décor.

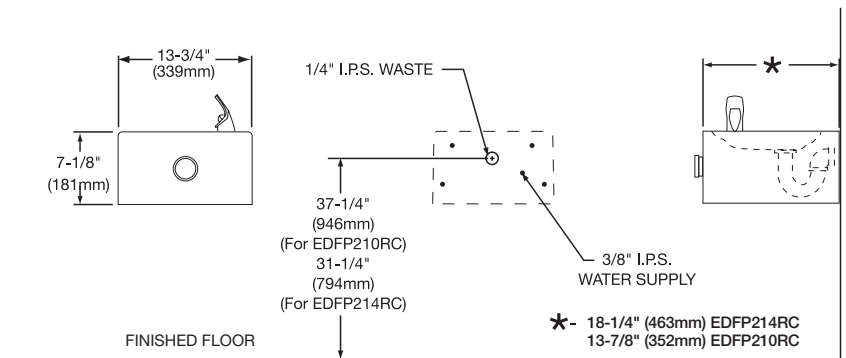


**EDFP220RC**

**Model EDF220RC Standard Features**

- **Specifically Designed for Two Individuals** to drink simultaneously.
- **Composite Solid Surface Material** is durable and nonporous.
- **No Lead Design** water system is free of lead containing brass parts.
- **Barrier-Free ADA Design** meets adult ADA standards when properly installed.
- **Contoured Basin** minimizes splashing.
- **Vandal-Resistant Front Pushbuttons** provide easy operation.
- **Flexi-Guard Anti-Microbial Safety Bubbler** complements styling of cooler and is keyed into position to prevent rotation.
- **Vandal-Resistant Bottom Cover Plate** and drain and trap assembly included.
- **White Granite Color** blends in with any décor.

**OPTIONS**



**Options / Upgrades**

Model #	Fountain In Inches H x L x D	Ship. Wt. Lbs.	Freeze Protection†
EDFP214RC	13-3/4 x 7-1/8 x 18-1/4	37	
EDFP220RC	37-3/4 x 6-3/4 x 18-1/16	95	●

† Freeze Protection box must be mounted on interior non-freezing wall.

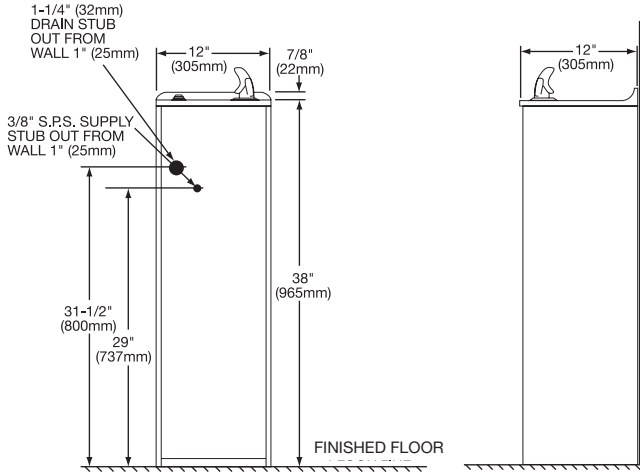
## STANDARD SPACE-ETTE® FLOOR MODELS

### Standard Features


- **Trim, space-saving units** perfect for new and replacement installations.
- **No Lead Design** water system is free of lead containing brass parts.
- **Space-ette Basin** has integral vandal-resistant strainer.
- **Flexi-Guard Anti-Microbial Safety Bubbler** complements styling of cooler and is keyed into position to prevent rotation.
- **Removable Front Panel** for easy access.
- **Light Gray Granite Vinyl Clad Cabinet** standard.
- **Impact Resistant Vinyl Coating** offers superior durability and performance.



**FD7003**



### OPTIONS



### Options / Upgrades

Model #	Standard Features	G.P.H.* Capacity	Full Load Amps	Rated Watts	Ship. Wt. Lbs.	Glass Filler	220 Volts	Natural Almond	Sandalwood	Stainless Steel Cabinet
FD7003		3.0	2.5	230	54	●	●	●	●	●
FD7005		5.0	2.5	230	60	●	●	●	●	●
FD70010		9.8	5.8	535	69	●	●	●	●	●
FD700D		Cabinet only. Refrigeration not included.			30	●		●	●	●
LFDE10		9.8	5.8	535	68	●	●	●	●	●

\*Based on 80° F inlet water temperature, 90° F room temperature, 50° F drinking water temperature.

● Available option  
Note: If blank, option not available



**EFA8**

**DELUXE FLOOR MODELS**

**Standard Features**

- **Traditional, classic design** ideal for new and replacement installations.
- **No Lead Design** water system is free of lead containing brass parts.
- **Cascade Basin** minimizes splashing.
- **Flexi-Guard Anti-Microbial Safety Bubbler** complements styling of cooler and is keyed into position to prevent rotation.
- **Removable Front Panel** for easy access.
- **Light Gray Granite Vinyl Clad Cabinet** standard.
- **Impact Resistant Vinyl Coating** offers superior durability and performance.
- **Model EFY8 is Water-Cooled, Explosion Proof** unit for potentially combustible atmospheres. (Vandal Resistant Bubbler Standard)
- **Model EFHA8** features both **Hot and Cold Service**.
- **Model EFWC16** is corrosion-resistant with stainless steel cabinet and protective coating on internal components.

**OPTIONS**

**HANDS**  
Free

**FILTER**  
EWF172  
1500 Gal.

**GLASS FILLER**  
LK1110  
Push Lever

**GLASS FILLER**  
LK1114  
Push Down

**220 VOLTS**

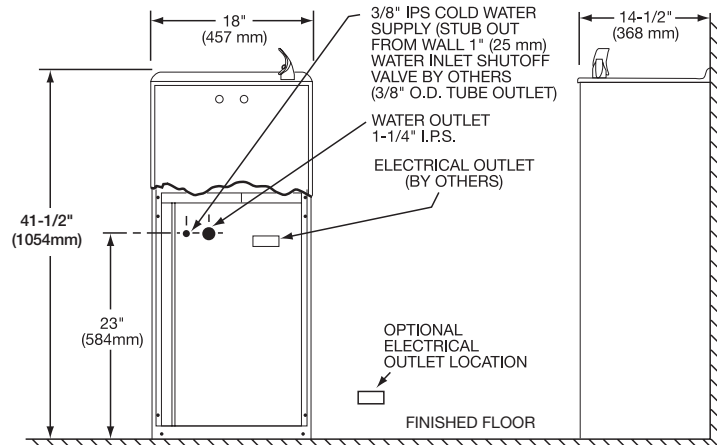
**FOOT PEDAL**  
Kit

**HOT WATER**  
Server

**NATURAL ALMOND**

**SANDALWOOD**

**STAINLESS STEEL**  
Cabinet



**Options / Upgrades**

Model #	Standard Features	G.P.H.* Capacity	Full Load Amps	Rated Watts	Ship. Wt. Lbs.	Glass Filler	220 Volts	Foot Pedal Kit	Natural Almond	Sandalwood	Stainless Steel Cabinet
EFA4		4.0	2.5	230	78	●	●	●	●	●	●
EFA8		7.6	4.0	370	81	●	●	●	●	●	●
EFA14		13.5	7.2	665	84	●	●	●	●	●	●
EFA16†		15.5	5.5	510	87	●	●	●	●	●	●
EFA20†		19.5	7.2	665	85	●	●	●	●	●	●
EFDA		Cabinet only. Refrigeration not included.			55			●	●	●	●
EFHA8		7.6	10.0	920	90	●	●	●	●	●	●
EFOA8†		8.0	4.0	370	81		●		●	●	●
EFW16**†		16.0	6.5	600	85	●	●	●	●	●	●
EFWC16†		16.0	6.5	600	85		●		●	●	●
EFY8**		8.0	4.0	370	81		●				●
LFAE8		7.6	4.0	370	83	●	●	●	●	●	●

\* Based on 80° F inlet water temperature, 90° F room temperature, 50° F drinking water temperature.  
 \*\* Water cooled models  
 † Meets no-lead definition of NSF/ANSI 61 only.

● Available option  
 Note: If blank, option not available

## DELUXE WALL MOUNT MODELS

### Standard Features

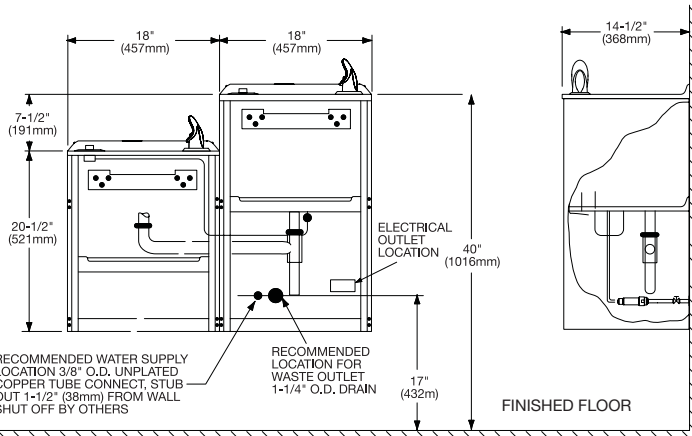
- **Traditional, classic styling** looks good in any setting.
- **Two-Level Design** (EWTLA Models) provides comfortable service for adults and children
- **No Lead Design** water system is free of lead containing brass parts.
- **Cascade Basin** minimizes splashing.
- **Flexi-Guard Anti-Microbial Safety Bubbler** complements styling of cooler and is keyed into position to prevent rotation.
- **Removable Front Panels** for easy access.
- **Light Gray Granite Vinyl Clad Cabinet** standard.
- **Impact Resistant Vinyl Coating** offers superior durability and performance.



**EWA8**



**EWTLA14**



### OPTIONS

- FILTER**  
EWF172  
1500 Gal.
- GLASS FILLER**  
LK1110  
Push Lever
- GLASS FILLER**  
LK1114  
Push Down
- 220 VOLTS**
- NATURAL ALMOND**
- SANDALWOOD**
- STAINLESS STEEL**  
Cabinet

### Options / Upgrades

Model #	Standard Features	G.P.H.* Capacity	Full Load Amps	Rated Watts	Ship. Wt. Lbs.	Glass Filler	220 Volts	Natural Almond	Sandalwood	Stainless Steel Cabinet
EWA4		4.0	2.5	230	66	●	●	●	●	●
EWA8		7.6	4.0	370	69	●	●	●	●	●
EWA14		13.5	7.2	665	72	●	●	●	●	●
EWA16†		15.5	5.5	510	76	●	●	●	●	●
EWA20†		19.5	7.2	665	74	●	●	●	●	●
EWDA		Cabinet only. Refrigeration not included.			44	●		●	●	●
LWAE8		7.6	4.0	370	74	●	●	●	●	●
EWTLA8		7.6	4.0	370	108	●	●	●	●	●
EWTLA14		13.5	7.2	665	112	●	●	●	●	●
EWTLA16†		15.5	5.5	510	112	●	●	●	●	●

\*Based on 80° F inlet water temperature, 90° F room temperature, 50° F drinking water temperature.  
† Meets no-lead definition of NSF/ANSI 61 only.

● Available option  
Note: If blank, option not available



**EWCA8**



**HEW3**

**COMPACT AND SLANT FRONT WALL-MOUNT MODELS**

**EWCA Models Standard Features**

- **Compact Design** allows for flexible installation height and easy floor maintenance.
- **No Lead Design** water system is free of lead containing brass parts.
- **Cascade Basin** minimizes splashing.
- **Flexi-Guard Anti-Microbial Safety Bubbler** complements styling of cooler and is keyed into position to prevent rotation.
- **Removable Front Panel** for easy access.
- **Light Gray Granite Vinyl Clad Cabinet** standard.
- **Impact Resistant Vinyl Coating** offers superior durability and performance.

**HEW3 Standard Features**

- **Abbreviated Design** addresses both space and budget concerns.
- **No Lead Design** water system is free of lead containing brass parts.
- **Raised-Rib Basin** with snap-out drain strainer.
- **Flexi-Guard Anti-Microbial Safety Bubbler** complements styling of cooler and is keyed into position to prevent rotation.
- **Removable One-Piece** wrap-around cabinet.
- **Light Gray Granite Vinyl Clad Cabinet** standard.
- **Impact Resistant Vinyl Coating** offers superior durability and performance.

**OPTIONS**

**FILTER**  
EWF172  
1500 Gal.

**GLASS FILLER**  
LK1110  
Push Lever

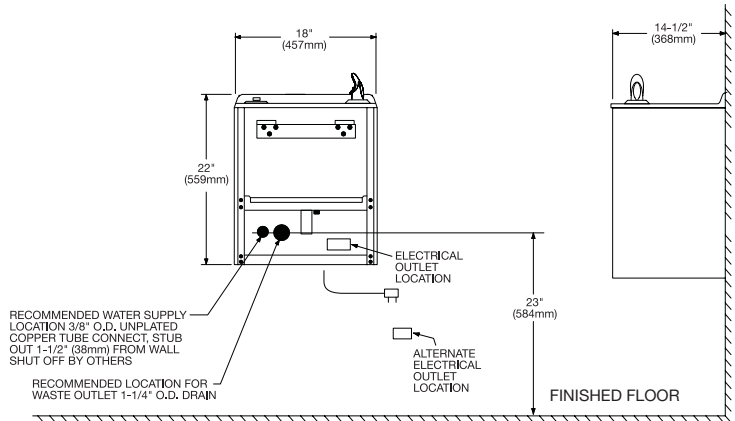
**GLASS FILLER**  
LK1114  
Push Down

**220 VOLTS**

**NATURAL ALMOND**

**SANDALWOOD**

**STAINLESS STEEL**  
Cabinet



**Options / Upgrades**

Model #	Standard Features	G.P.H.* Capacity	Full Load Amps	Rated Watts	Ship. Wt. Lbs.	Glass Filler	220 Volts	Natural Almond	Sandalwood	Stainless Steel Cabinet
EWCA4		4.0	2.5	230	59	●	●	●	●	●
EWCA8		7.6	4.0	370	64	●	●	●	●	●
EWCA14		13.5	7.2	665	68	●	●	●	●	●
EWDA		Cabinet only. Refrigeration not included.			36	●		●	●	●
LWCE8		7.6	4.0	370	68	●	●	●	●	●
HEW3		3.0	2.0	185	42		●		●	●
HEWD		Cabinet only. Refrigeration not included.			26				●	●

\*Based on 80° F inlet water temperature, 90° F room temperature, 50° F drinking water temperature.

● Available option  
Note: If blank, option not available

## COUNTERTOP AND BRACKET MODELS

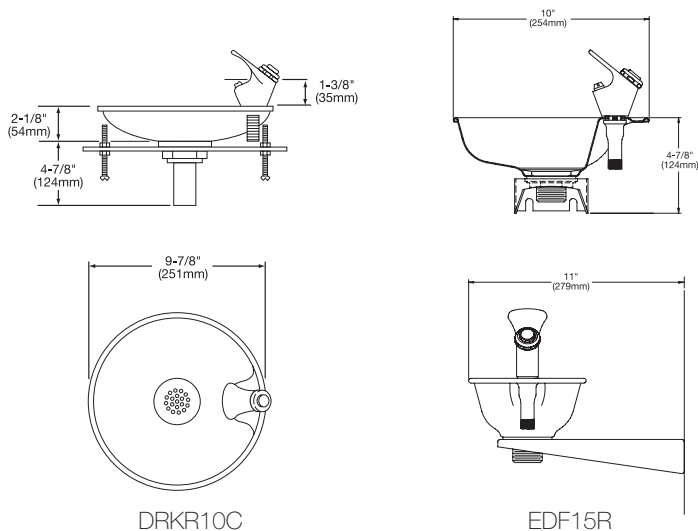
### Countertop Models Standard Features

- **No Lead Design** water system is free of lead containing brass parts.
- **Contoured Basin** minimizes splashing.
- **Push Button, Self-Closing Bubbler** with pressure regulator.
- **Durable Stainless Steel** polished to an attractive satin finish.
- **Model DRKR14C** features contemporary **Swirflo®** design.
- **Model DRKR14RC** (not pictured) features **remote pushbutton**, and **Flexi-Guard Anti-Microbial Safety Bubbler**.



### EDF15R Bracket Fountain Standard Features

- **No Lead Design** water system is free of lead containing brass parts.
- **Push Button, Self-Closing Bubbler** with pressure regulator.
- **Durable Stainless Steel** polished to an attractive satin finish.
- **Chrome Plated Exposed Fittings** for enhanced appearance and added durability.
- **Removable Strainer** is chrome plated.



### OPTIONS



### Options / Upgrades

Model #	Overall Size in Inches	Ship. Wt. Lbs.	Bubbler Vandal Resistant
<b>DRKR10C</b>	9-7/8 Diameter 2 Depth	5	
<b>DRKR14C</b>	14-3/8 Diameter 1-7/8 Depth	7	
<b>DRKR14RC</b>	14-3/8 Diameter 1-7/8 Depth	7	●
<b>EDF15R</b>	3 H x 6 D x 10 W	5	

● Available option  
Note: If blank, option not available





**EDF210C**



**EDF310C**

**MULTI-STATION MODELS**

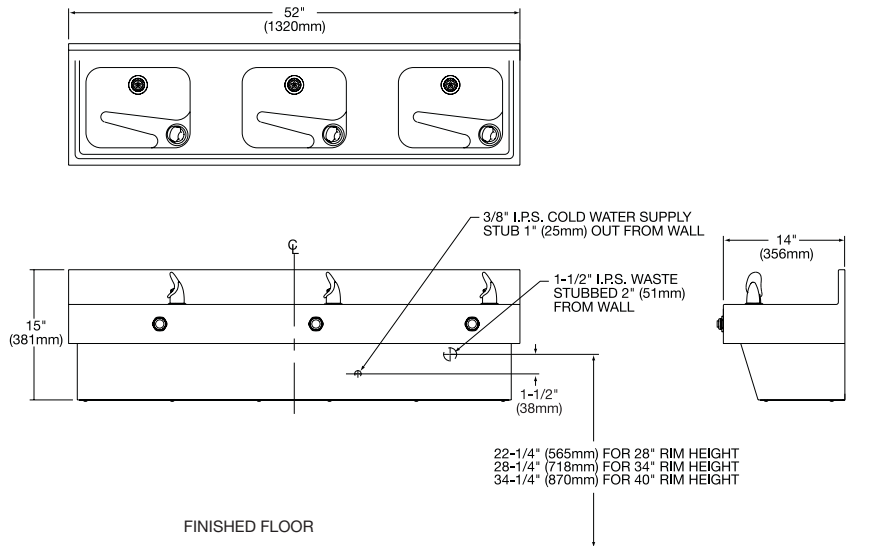
**Standard Features**

- Provides **Service To Multiple Users** at the same time.
- **No Lead Design** water system is free of lead containing brass parts.
- **Stream-Splitter Basin** minimizes splashing.
- **Flexi-Guard Anti-Microbial Safety Bubbler** complements styling of cooler and is keyed into position to prevent rotation.
- **Front Pushbuttons** provide easy operation.
- **Perforated Domed Grid Strainers.**
- **Vandal-Resistant Bottom Cover Plate** included.
- **Durable Stainless Steel** polished to an attractive satin finish.
- **Sanitary, Easy-to-Clean Design.**
- **Drain and Trap Assembly** included.

**OPTIONS**



**BUBBLER**  
Vandal Resistant



**Options / Upgrades**



Model # H x L x D	Overall Size in Inches	Ship. Wt. Lbs.	Bubbler Vandal Resistant
<b>EDF210C</b>	15 x 31 x 14	95	●
<b>EDF310C</b>	15 x 52 x 14	95	●

## SOFT SIDES® MODELS

### Model EDFP210C Standard Features

- **No Lead Design** water system is free of lead containing brass parts
- **Contoured Basin** minimizes splashing.
- **Vandal-Resistant Front Pushbuttons** provide easy operation.
- **Flexi-Guard Anti-Microbial Safety Bubbler** complements styling of cooler and is keyed into position to prevent rotation.
- **Vandal-Resistant Bottom Cover Plate.**
- **Durable Stainless Steel** polished to an attractive satin finish.
- **Drain and Trap Assembly** included.



**EDFP210C**

### Model EDFP210RC Standard Features

- **Composite Solid Surface Material** is durable and nonporous.
- **No Lead Design** water system is free of lead containing brass parts.
- **Contoured Basin** minimizes splashing.
- **Vandal-Resistant Front Pushbuttons** provide easy operation.
- **Flexi-Guard Anti-Microbial Safety Bubbler** complements styling of cooler and is keyed into position to prevent rotation.
- **Vandal-Resistant Bottom Cover Plate.**
- **White Granite Color** blends in with any décor.
- **Drain and Trap Assembly** included.



**EDFP210RC**

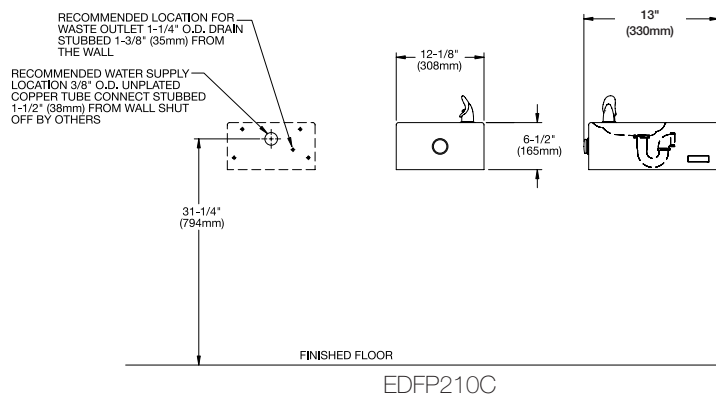
### Model EDF214WC Standard Features

- **Composite Gel Coated Material** is durable and nonporous.
- **No Lead Design** water system is free of lead containing brass parts.
- **Contoured Basin** minimizes splashing.
- **Push Button, Self-Closing Bubbler** with pressure regulator.
- **Vandal-Resistant Bottom Cover Plate.**
- **Shadow White Color** blends in with any décor.
- **Drain and Trap Assembly** included.



**EDF214WC**

## OPTIONS



### Options / Upgrades

Model #	Overall Size in Inches H x L x D	Ship. Wt. Lbs.	Freeze Protection <sup>†</sup>	Bubbler Vandal Resistant	Wall Plate
EDFP210C	12-1/8 x 6-1/2 x 13	19	●	●	●
EDFP210RC	13-3/4 x 7-1/8 x 13-7/8	34		●	
EDF214WC	13-3/4 x 7-1/8 x 18-3/16	50			

<sup>†</sup> Freeze Protection box must be mounted on interior non-freezing wall.

● Available option  
Note: If blank, option not available