



NEW AV FOUNDATIONS® VERTICAL SERIES




model VF5022-B1





model VF2012-B1



MODELVF2022-B1
 WEIGHT CAPACITY75 lbs./shelf
 AVAILABLENOW



MODELVF2012-B1
 WEIGHT CAPACITY50 lbs./shelf
 AVAILABLENOW



Adjustable, easy-to-install glass shelves



Extruded aluminum columns provide strength and rigidity



ProSet™ height and level adjustments ensure furniture is perfectly positioned, even after installation



Generous cable management channels on either side of column provide power and signal wire separation