

# The new platform for a higher degree of individuality

H-modyn




## Motors

Answers for industry.

**SIEMENS**

# A versatile platform for more applications



Siemens is setting new standards in the large electrical machinery segment – the name: H-modyn. For the first time, asynchronous motors, synchronous motors and synchronous generators utilize a common platform. A modular concept that offers far more possibilities than for comparable motors and generators.

## **More possibilities during engineering and production**

As a result of its standardized basis concept, H-modyn can be better adapted to your requirements. In fact, 80% of the assemblies are standard and all of the other components can be engineered as required. Not only this, we have also completely revised our internal processes. This means that we can now respond even faster and more individually to your inquiries.

## **Higher degree of flexibility for your application**

Depending on your requirements, the new H-modyn can now be more precisely adapted to specific customer specifications. This makes Siemens more flexible in addressing your requirements and your H-modyn is tailored even more to your individual needs.

## **Smaller frame sizes for a more compact design**

The H-modyn is shorter and flatter than its predecessor. This has been made possible by optimizing all of the relevant components and assemblies and using center-flanged bearings.

# Modularity which sets a benchmark: H-modyn



## Higher performance

The cooling concept of the H-modyn with an air-to-water cooler and two – for 2-pole synchronous machines also four – inner air cooling circuits guarantee a high power density. Not only this, but the inner cooling circuits ensure that the winding temperature is evenly distributed. When it comes to higher performance, we don't just mean "higher output." This also includes increased performance regarding the various op-

erating data, e.g. improved efficiency, optimum starting-/stall torque, low starting current, low oscillating torques for synchronous motors, low noise, low life cycle costs, converter operation.

It is also important to note that if the standard operating parameters don't match your particular application, then we can optimize them for your particular drive task.

# This is just how compact large machines can be



H-modyn three-phase machines are distinguished by their extremely compact design, which is the result of the optimization of all of the relevant assemblies and components. For instance, by using center-flanged sleeve bearings, we were able to achieve a shorter distance between bearings, which means that the complete machine could be made significantly shorter. And, not only this, the machine height was also able to be significantly reduced by the horizontally arranged coolers.

The H-modyn series is convincing thanks to the high utilization of the active parts. Furthermore, a short distance between bearings results in an increase in the 1st critical speed and therefore to an extended operating range.

For the salient-pole rotors, an inboard exciter can be used, which means that when required, a second shaft end is available.

# Installation made easy



With the H-modyn, the main terminal box as well as the auxiliary terminal boxes are mounted on the motor baseframe, without any connections to the mounted cover with the integrated cooler. This means that the winding connections are decoupled from the cover, and the cover can be lifted without releasing the connections. The favorable ratio between the height of the baseframe and the mounted cover results in an extremely low installation and crane hook height.

## High-stability bearing system

The center-flanged bearing design not only permits a compact machine design, but the bearing forces are directly transferred to the foundation. This significantly increases the stiffness of the machine.

# For every application the optimum solution



Three-phase H-modyn machines, in the form of asynchronous and synchronous motors as well as synchronous generators, are used in the widest range of process industry sectors – for oil and gas, chemical, offshore, marine, air separation, steel, pulp and paper, water/wastewater, power stations – to name just a few. They are used to drive compressors, blowers, refiners, pumps, crushers, and are used as generators. We will be more than happy to provide you with an individual solution based on our standard concept. Not only this, we can also optimize the interfaces between the motor, drive converter and the automation level.

One thing is always true and that is that every H-modyn can be specifically tailored to your requirements. This is the reason that you should profit from our flexibility. We have reference applications in all process industry sectors.

# Benefit from well-proven solutions. Also when it comes to the insulation



## No unnecessary experiments

H-modyn uses the MICALASTIC® insulation system. This has proven itself over many years with high-voltage machines. It uses the VPI (Vacuum Pressure Impregnation) technique which is perfectly harmonized with the insulation design.

The insulation system fulfills all requirements such as

- Operation – direct online or with a drive converter
- High switching and reversing strength due to the high stiffness of the winding overhangs
- The insulation is almost void-free
- Excellent corona shielding
- Long lifetime as a result of the thermal endurance and temperature rise class F
- Insensitive to chemically aggressive ambient conditions

## Standardized exciter

For salient-pole machines with 4 poles and higher, an inboard exciter is used as standard. For the cylindrical and solid rotors, the exciter is mounted outboard.

Using rotating resistors, even especially unfavorable starting conditions can be reliably mastered.

# Service and support worldwide: We are there at your service everywhere



If you select Siemens, then from the word go you can expect the best – this applies to the technical support as well as to quality and service. Our employees support you in realizing the optimum machine concept and ensure that the subsequent accompanying service fulfills all of your requirements.

## Diagnosics and monitoring concept

Even the highest quality machines with the best technology can be subject to inadmissible stressing in operation for which they had not been dimensioned. This is the reason that we offer a monitoring system which is optimally coordinated to the particular operating conditions as well as the degree of protection and cooling type. The machines are equipped, as standard, with resistance thermometers which are used to monitor the following:

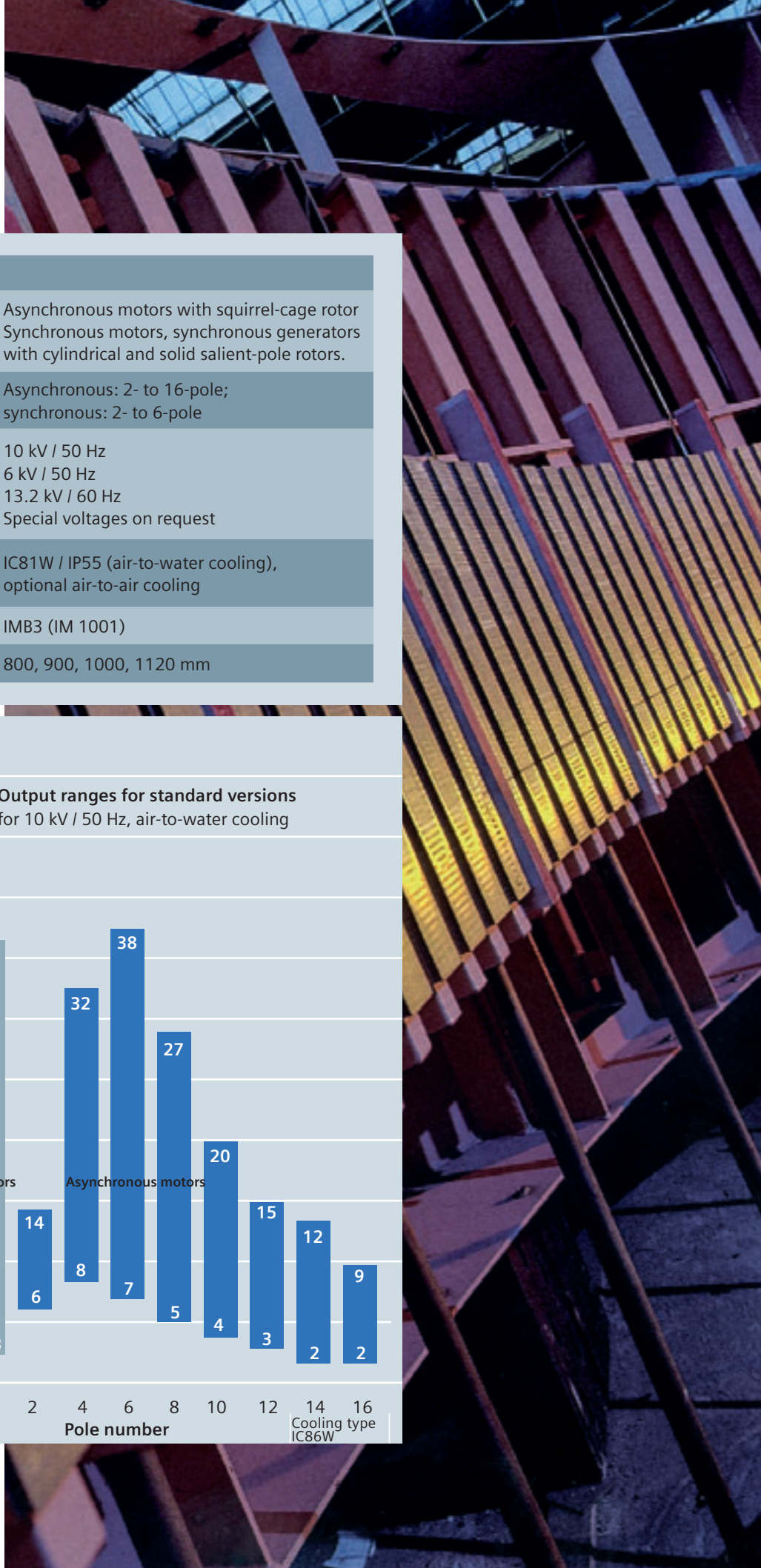
- Winding temperature
- Bearing temperatures
- Cold and hot air temperatures

Furthermore, anti-condensation heating is provided as standard.

## Optimally aligned to customers

Our organization is optimally aligned to your requirements – no matter what these may be. We see ourselves as your partner – from technical support through to drawing-up a machine concept, up to the services we can offer after the machine has been shipped, for instance service and maintenance, troubleshooting and much, much more. Our philosophy and our organization make it a lot easier for you. This is because we offer just more than “only” technology: Thanks to our logistics and production control system, we can flexibly respond to your individual customer requirements – and supply our products, systems, solutions and service in-line with market requirements.





**Motor types:**

**Motor types:**

Asynchronous motors with squirrel-cage rotor  
Synchronous motors, synchronous generators with cylindrical and solid salient-pole rotors.

**Pole numbers:**

Asynchronous: 2- to 16-pole;  
synchronous: 2- to 6-pole

**Voltages/  
frequencies:**

10 kV / 50 Hz  
6 kV / 50 Hz  
13.2 kV / 60 Hz  
Special voltages on request

**Cooling type/  
degree of  
protection:**

IC81W / IP55 (air-to-water cooling),  
optional air-to-air cooling

**Type of construction:**

IMB3 (IM 1001)

**Shaft heights:**

800, 900, 1000, 1120 mm

**Output**

50 MW

45 MW

40 MW

35 MW

30 MW

25 MW

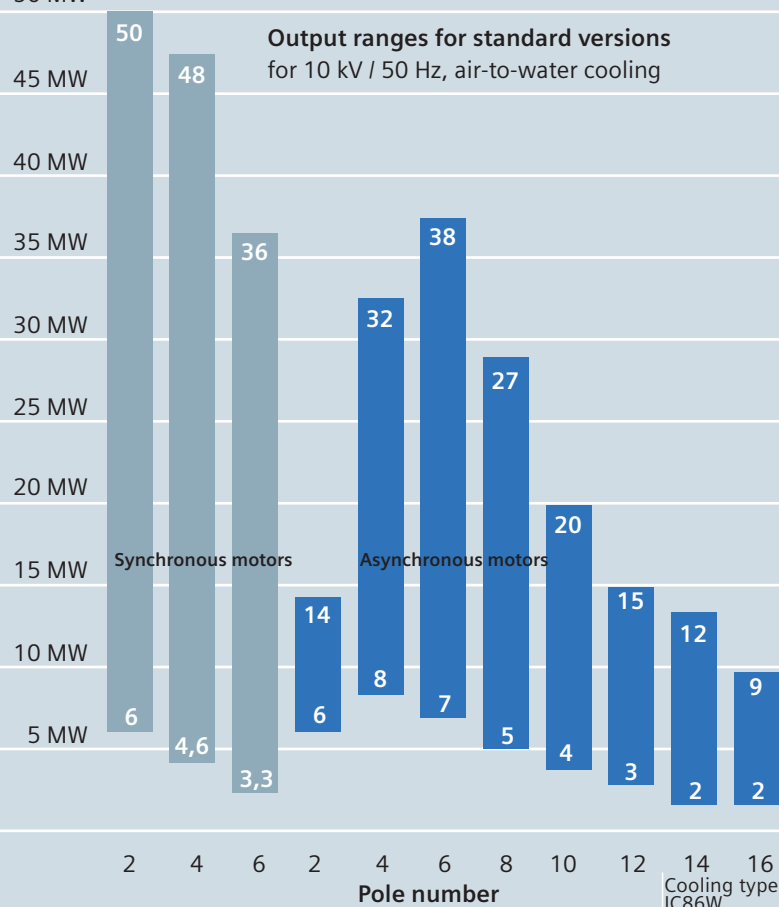
20 MW

15 MW

10 MW

5 MW

**Output ranges for standard versions**  
for 10 kV / 50 Hz, air-to-water cooling



## In 130 countries worldwide

You can always depend on Siemens. We are one of the world's leading electrical engineering companies and we are close to our customers almost everywhere – in 130 countries and in more than 450 cities. We can provide a level of support where you will always be able to find your own personal contact partner.

You will find your worldwide Siemens partners under

[www.siemens.com/automation/partners](http://www.siemens.com/automation/partners)

Siemens AG  
Industry Sector  
Large Drives  
Nonnendammallee 72  
13629 BERLIN  
GERMANY

Subject to change without prior notice  
Order No.: E20001-A220-P530-X-7600  
DISPO 21503  
21/16416 MK.LD.XX.LDSO.52.8.02 WS 09083.  
Printed in Germany  
© Siemens AG 2008

[www.siemens.com/large-drives](http://www.siemens.com/large-drives)

The information provided in this brochure contains merely general descriptions or characteristics of performance which in actual case of use do not always apply as described or which may change as a result of further development of the products. An obligation to provide the respective characteristics shall only exist if expressly agreed in the terms of contract.

All product designations may be trademarks or product names of Siemens AG or supplier companies whose use by third parties for their own purposes could violate the rights of the owners.