

# BEHRINGER®

## Filter Assemblies

- ◆ Pressures to 6000 PSI
- ◆ Inline & manifold mount
- ◆ Return line
- ◆ Suction
- ◆ Spin-on
- ◆ Duplex




## Ball Valves

- ◆ Pressures to 30,000 PSI
- ◆ 2,3 & multi-way
- ◆ Carbon & stainless steel available
- ◆ Inline, manifold & cartridge mount

## Interchange Filter Elements

- ◆ Interchanges available for most manufacturers
- ◆ Available for hydraulic, air, fuel and lubrication applications
- ◆ High performance elements employ advanced filter media
- ◆ Custom design and manufacturing for “problem” applications




# BEHRINGER®

## Sanitary Series

**Application:** Food/Pharmaceutical processing, hanger assemblies, 2-directional clamp, smooth bore and stainless hardware for sanitary concerns (up to 6" pipe).


## Standard Series

**Application:** Pressures under 1,500 psi, pneumatic and low pressure hydraulic (up to 3" pipe).




## Single Heavy Series

**Application:** For line pressures over 1,500 psi, outdoor environments, reduces pipe vibration, shock and hammer (up to 8" pipe).




## Heavy 4 Series

**Application:** Large diameter hydraulics, oil, gas, water pipelines (from 8" to 30" pipe).



## Twin Series

**Application:** Pressures up to 1,000 psi, pneumatics and low pressure hydraulics (up to 1 1/4" pipe).



**Distributed By:**