


## Pipe

Chemtrol  
Fig. No.

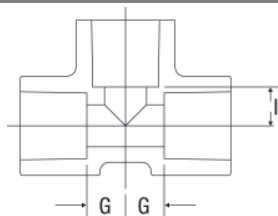
### 6100-80(1/2"-6")/6200-80(1/2"-4") Plain End Schedule 80 Pipe (20 ft. Lengths)



Pipe is ordered and specified with the Chemtrol figure number followed by the nominal size (e.g., 1 1/2" Schedule 80 PP Pipe – 6100 1 1/2"). Weights and dimensions for all pipe may be found on page 39 of this catalog.

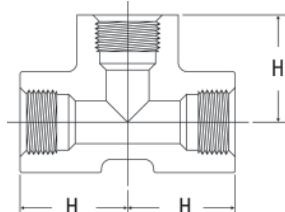
## Tees

### 6111/6211 Socket Tee (S x S x S)



Nominal Size	Universal Part No. Black	Chem-Pure	Ctn. Qty.	Approx. Lbs./Ea.	Dim. G	Dim. I
1/2	2801-005	7801-005	10	0.09	0.53	0.53
3/4	2801-007	7801-007	10	0.14	0.70	0.70
1	2801-010	7801-010	10	0.19	0.76	0.76
1 1/2	2801-015	7801-015	10	0.43	1.06	1.06
2	2801-020	7801-020	10	1.69	1.25	1.25
3	2801-030	7801-030	5	1.43	1.83	1.83
4	2801-040	7801-040	5	2.41	2.32	2.32
6	2801-060	—	2	5.71	3.44	3.44

### 6112-3-3/6212-3-3 Thread\* Tee (FPT x FPT x FPT)



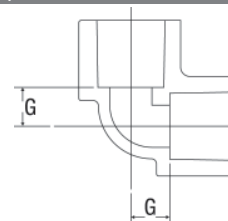
Nominal Size	Universal Part No. Black	Chem-Pure	Ctn. Qty.	Approx. Lbs./Ea.	Dim. H
1/2	2805-005	7805-005	10	0.10	1.38
3/4	2805-007	7805-007	10	0.16	1.67
1	2805-010	7805-010	10	0.24	1.86
1 1/4	2805-012	7805-012	10	0.35	2.14
1 1/2	2805-015	7805-015	10	0.46	2.41
2	2805-020	7805-020	10	0.67	2.73
3	2805-030	7805-030	5	1.54	3.67
4	2805-040	7805-040	5	1.97	4.54

\* Recommended for intermittent service not exceeding 20 psi.

## Elbows

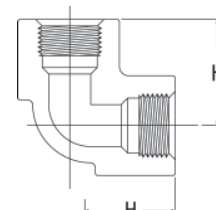
Chemtrol  
Fig. No.

### 6107/6207 Socket 90° ELL (S x S)



Nominal Size	Universal Part No. Black	Chem-Pure	Ctn. Qty.	Approx. Lbs./Ea.	Dim. G
1/2	2806-005	7806-005	10	0.06	0.53
3/4	2806-007	7806-007	10	0.08	0.70
1	2806-010	7806-010	10	0.15	0.76
1 1/2	2806-015	7806-015	10	0.32	1.06
2	2806-020	7806-020	10	0.49	1.25
3	2806-030	7806-030	5	1.14	1.83
4	2806-040	7806-040	5	1.93	2.32
6	2806-060	—	2	4.47	3.44

### 6107-3-3/6207-3-3 Thread\* 90° ELL (FPT x FPT)



Nominal Size	Universal Part No. Black	Chem-Pure	Ctn. Qty.	Approx. Lbs./Ea.	Dim. H
1/2	2808-005	7808-005	10	0.07	1.38
3/4	2808-007	7808-007	10	0.11	1.67
1	2808-010	7808-010	10	0.16	1.86
1 1/4	2808-012	7808-012	10	0.25	2.14
1 1/2	2808-015	7808-015	10	0.33	2.41
2	2808-020	7808-020	10	0.49	2.73
3	2808-030	7808-030	5	1.12	3.67
4	2808-040	7808-040	5	2.02	4.54

\*Recommended for intermittent service not exceeding 20 psi.

### 6107-12 Flanged 90° ELL

Flanged fitting center-to-face dimensions may be found on page 28. When ordering, specify the figure number and the nominal size (e.g., 2" Schedule 80 PP Flanged Tee – 6107-12 2").

*For questions concerning thermoplastic piping systems, please call or fax: **888.446.4226 (ph)**, **888.336.4226 (fx)**.*