

BlazeMaster® Fire Protection Fittings – STANDARD

FLANGES

Future Offering

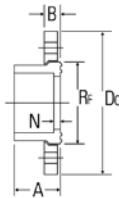
5019-H



Blind Flange – Solid

UNIV. FIG. NO.	NOM. SIZE	APPROX. NET WT./LBS.	DIM. G INCHES	DIM. OB INCHES
5019-H	3/4"	0.32	0.58	0.80
5019-H	1"	0.43	0.64	0.84
5019-H	1-1/4"	0.57	0.69	0.94
5019-H	1-1/2"	0.69	0.78	1.00
5019-H	2"	1.08	0.83	1.13
5019-H	2-1/2"	1.81	0.96	1.22
5019-H	3"	2.45	1.05	1.31

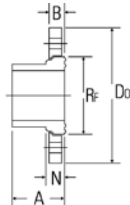
5051-A



Flange – Van Stone

UNIV. FIG. NO.	NOM. SIZE	APPROX. NET WT./LBS.	DIM. A INCHES	DIM. B INCHES	DIM. DO INCHES	DIM. RF INCHES	DIM. N INCHES	JOINT
5051-A	3"	1.75	2.41	0.99	7.50	4.81	0.50	S

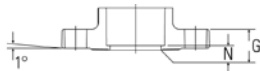
5051-2-A



Flange – Van Stone

UNIV. FIG. NO.	NOM. SIZE	APPROX. NET WT./LBS.	DIM. A INCHES	DIM. B INCHES	DIM. DO INCHES	DIM. RF INCHES	DIM. N INCHES	JOINT
5051-2-A	3"	1.82	3.05	0.99	7.50	4.81	1.16	SPG

5051-H



Flange – Solid

UNIV. FIG. NO.	NOM. SIZE	APPROX. NET WT./LBS.	DIM. G INCHES	DIM. N INCHES	JOINT
5051-H	3/4"	0.31	0.58	0.17	S
5051-H	1"	0.41	0.64	0.18	S
5051-H	1-1/4"	0.53	0.69	0.20	S
5051-H	1-1/2"	0.68	0.78	0.23	S
5051-H	2"	1.03	0.83	0.27	S
5051-H	2-1/2"	1.61	1.96	0.20	S
5051-H	3"	2.08	1.05	0.29	S

BlazeMaster®