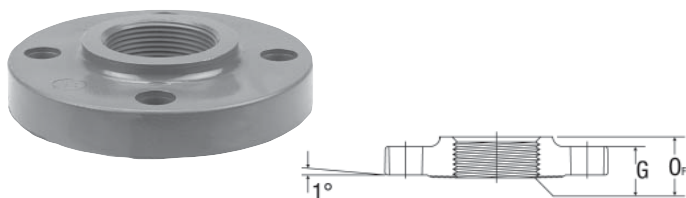


Chemtrol  
Fig. No.

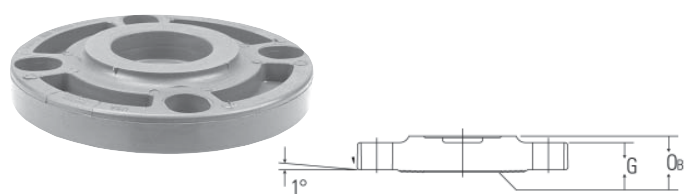
### 4551-H-3 Thread Flange (FPT), One-Piece (Solid)



Nominal Size	Universal Part No.	Ctn. Qty.	Approx. Lbs./Ea.	Dim. G	Dim. OF
1/2	852-H05	10	0.21	0.54	0.88
3/4	852-H07	10	0.30	0.61	0.91
1	852-H10	10	0.40	0.68	1.08
1 1/4	852-H12	10	0.50	0.73	1.11
1 1/2	852-H15	12	0.65	0.82	1.12
2	852-H20	10	0.97	0.92	1.18
2 1/2	852-H25	5	1.50	1.02	1.42
3	852-H30	5	1.93	1.13	1.55
4	852-H40	5	2.80	1.24	1.67

Reducing Flanges are produced by solvent cementing Reducer Bushings into Socket Flanges. They may be ordered as factory fabrications or may be assembled in the field.

### 4519-W Blind Flange, One-Piece (Webbed Design)



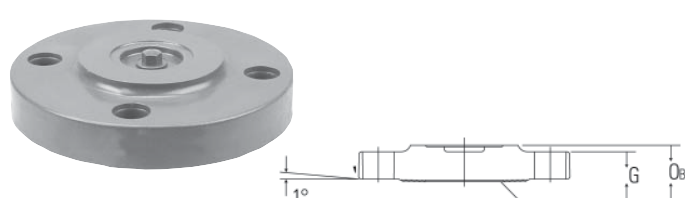
Nominal Size	Universal Part No.	Ctn. Qty.	Approx. Lbs./Ea.	Dim. G	Dim. OB
2	853-020	12	0.78	0.92	1.13
3	853-030	10	1.76	1.13	1.39
4	853-040	5	2.56	1.24	1.51
6	853-060	5	4.51	1.36	1.60

Note: One-piece webbed flanges have oblong bolt holes which permit mating with ANSI B16.5, 150 lb.; BS 1560, class 150; ISO 2084, PN10; and DIN 2532, PN10 flanges.

*Chemtrol sells its products through a select group of highly trained distributors. Please call **800.343.5455** for a listing of distributors in your area.*


Chemtrol  
Fig. No.

### 4519-H Blind Flange, One-Piece (Solid)



Nominal Size	Universal Part No.	Ctn. Qty.	Approx. Lbs./Ea.	Dim. G	Dim. OB
1/2	853-H05	10	0.21	0.54	0.76
3/4	853-H07	10	0.32	0.61	0.83
1	853-H10	10	0.43	0.68	0.88
1 1/4	853-H12	10	0.57	0.73	0.95
1 1/2	853-H15	12	0.69	0.82	1.04
2	853-H20	12	1.08	0.92	1.13
2 1/2	853-H25	5	1.81	1.02	1.22
3	853-H30	10	2.45	1.13	1.39
4	853-H40	5	3.56	1.24	1.51
6	853-H60	5	6.27	1.36	1.60
8	853-H80	2	10.35	1.50	1.78

### 4551-A Socket Flange (S), Van Stone



Nominal Size	Universal Part No.	Ctn. Qty.	Approx. Lbs./Ea.	Dim. A	Dim. B	Dim. Do	Dim. Rf	Dim. N
1/2	854-005	10	0.19	1.00	.50	3.50	1.48	0.11
3/4	854-007	10	0.24	1.13	.50	3.88	1.75	0.11
1	854-010	24	0.38	1.25	.56	4.25	2.04	0.11
1 1/4	854-012	10	0.40	1.38	.63	4.63	2.50	0.11
1 1/2	854-015	12	0.54	1.50	.69	5.00	2.78	0.11
2	854-020	12	0.92	1.63	.75	6.00	3.41	0.11
2 1/2	854-025	5	1.37	1.94	.94	7.00	4.11	0.16
3	854-030	10	1.75	2.40	1.05	7.50	4.81	0.50
4	854-040	10	2.65	2.76	1.16	8.98	6.19	0.48
6	854-060	5	4.53	3.56	1.29	11.00	7.97	0.53
8	854-080	2	12.20	5.01	1.42	13.50	10.45	0.51
10*	854-100	1	10.20	5.83	1.31	16.00	13.29	0.33
12*	854-120	1	17.53	7.45	1.70	19.00	16.00	0.45

\*Aluminum ring with PVC coating.

### Van Stone Flange Assembly List

Item	Description	Material
1	Connector Hub	PVC
2	Flange Ring	PVC Coated Aluminum
3	Flange Ring	PVC