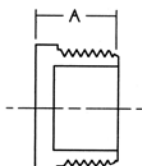



# BlazeMaster<sup>®</sup> Fire Protection Fittings – THREADED

## TEST PLUG

450-005



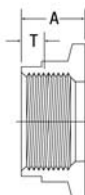
### Test Plug

UNIV. FIG. NO.	NOM. SIZE	APPROX. NET WT./LBS.	DIM. A INCHES	JOINT
450-005	1/2"	0.03	1.06	MPT

Note: Test plug is white PVC Schedule 40 material and is intended for testing the system only. Test plug should not be included as a component in the completed system.

## UNION END CONNECTORS FOR UNION

TCBR-3



### Brass End Connector

UNIV. FIG. NO.	NOM. SIZE	APPROX. NET WT./LBS.	DIM. A INCHES	DIM. T INCHES	JOINT
TCBR-3	1/2"	0.33	1.02	0.43	FNPT
TCBR-3	3/4"	0.43	1.02	0.45	FNPT
TCBR-3	1"	0.52	1.19	0.53	FNPT
TCBR-3	1-1/4"	0.85	1.42	0.55	FNPT
TCBR-3	1-1/2"	1.81	1.42	0.55	FNPT
TCBR-3	2"	2.74	1.57	0.57	FNPT
TCBR-3	3"	5.45	2.25	0.95	FNPT

**BlazeMaster<sup>®</sup>**