



Flomite® 71 Series

2-way Integral Panel Mount Ball Valves

Used for quick on-off service with a visual indication of flow, HOKE's 2-way ball valves offer orifice sizes up to 0.25" (6.4mm). Flomite® valves feature a floating ball design, encapsulated replaceable seats and check seals to ensure leak-tight service and extended service life.



Typical Applications

- Instrument panels
- High pressure instrument lines
- Gas sampling in pilot plants
- Full flow and shutoff in chromatographs
- Hydraulic test stands
- Gas sampling cylinders
- Handling corrosive and viscous fluids

Technical Data

BODY MATERIAL*	316 stainless steel, brass, Monel®
OPERATING PRESSURE RANGE***	Moderate vacuum** to 6000 psig (414 bar) @ 70° F (414 bar @ 21° C)
OPERATING TEMPERATURE RANGE	-20° F to +425° F (-29° C to +218° C) 7122 and 7142: -40° F to +350° F (-40° C to +177° C)
ORIFICE SIZES	0.093" to 0.250" (2.4 to 6.4mm)
Cv FACTORS	0.23 to 1.40
END CONNECTIONS	1/8" to 3/8" Gyrolok® 1/8" to 1/2" NPT 3 to 12mm Gyrolok®

* Consult factory for other materials

** Moderate vacuum is 10⁻³ to 20 torr.

*** Maximum pressure rating depends on valve series.

Features & Benefits

- Quarter turn handle provides a visual indication of on/off valve position, improving safety.
- Dual encapsulated TFE seats and microfinished ball ensure a leak tight seal. This combination provides greater valve reliability.
- Dyna-Pak® packing provides a leak-tight seal with low operating torque in vacuum or high pressure applications, helping to prevent fugitive emissions.
- Floating ball provides pressure-assisted sealing and temperature wear compensation for longer valve cycle life and greater value.
- A wide variety of Hoke Gyrolok® end fittings or pipe fittings provide the correct fitting option for the application.
- Special High Tolerance NPT Thread

ball valves

HOKE Incorporated

405 Centura Court • PO Box 4866 (29305) • Spartanburg, SC 29303

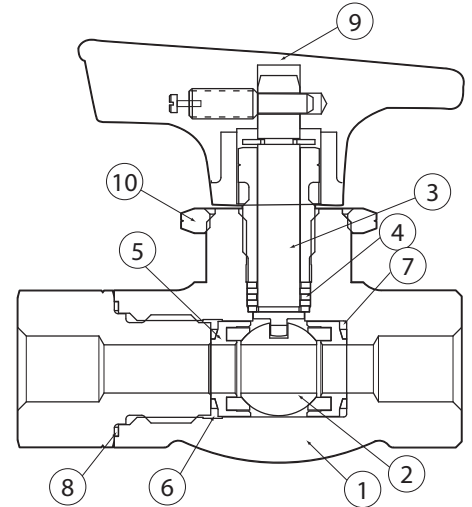
Phone (864) 574-7966 Fax (864) 587-5608

www.hoke.com • sales@hoke.com

Flomite® 71 Series

Materials of Construction

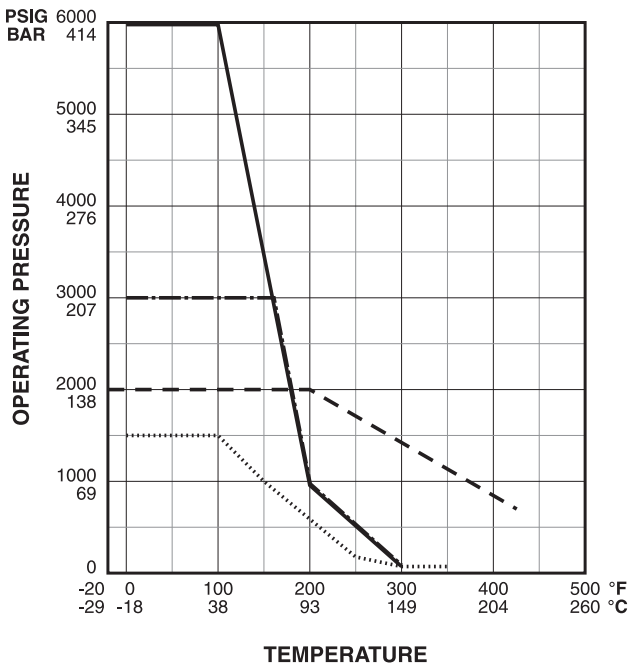
DESCRIPTION	BRASS	316 STAINLESS STEEL	MONEL®
1 Body	Brass	316 stainless steel	Monel®
2 Ball	316 stainless steel	316 stainless steel	Monel®
3 Stem	316 stainless steel	316 stainless steel	Monel®
4 Stem packing 7188 Series	—	Dyneon™ TFM 1700	—
Other valves	TFE/316 stainless steel wafers	TFE/316 stainless steel wafers	TFE/Monel® wafers
5 Seats:			
7115 & 7155 Series	PCTFE	PCTFE	PCTFE
7122 & 7142 Series	TFE	TFE	TFE
7188 Series	—	Filled TFE	—
6 Seat retainers	Brass	316 stainless steel	Monel®
7 Seat washers†			
7115, 7155 & 7188 Series	Viton®	Viton®	Viton®
7122 & 7142 Series	TFE	TFE	TFE
8 End fitting gaskets			
7188 Series	—	Dyneon™ TFM 1700	—
Other valves	TFE	TFE	TFE
9 Handle	Nylon	Nylon	Nylon
10 Panel mounting nut			
7115 Series	Nickel-plated brass	Nickel-plated brass	Nickel-plated brass
Other valves	Nickel-plated brass	316 stainless steel	Nickel-plated brass



All 6000 psig valves come with long red handles for reduced operating force. All other models have a short blue handle.

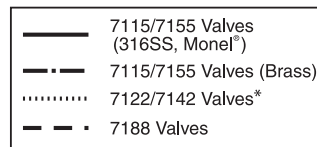
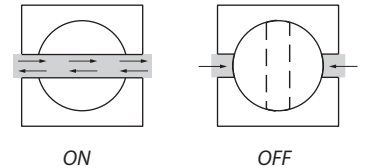
† Other elastomers are available upon request. Contact your local distributor for details.

Pressure vs. Temperature Curve



Flow Diagrams 2-way valve

Straight Pattern Valve



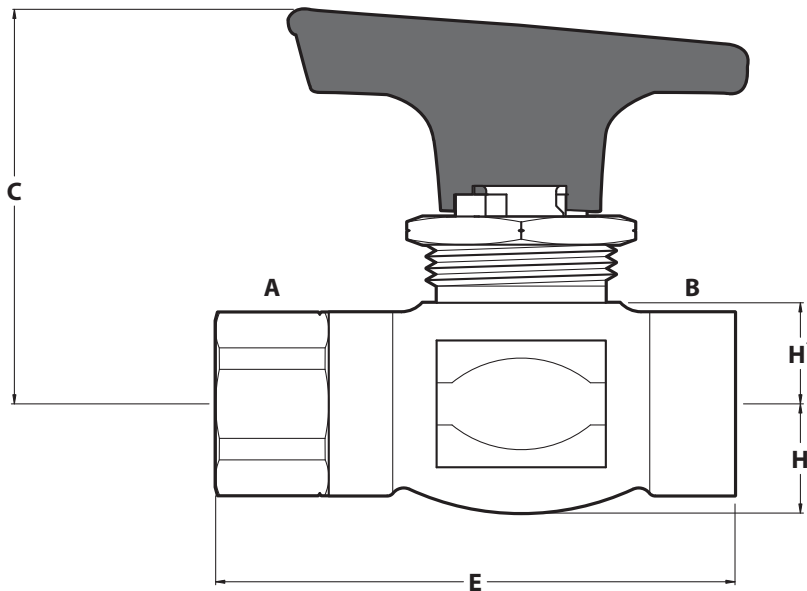
* Minimum temperature -40° F (-40° C)

Flomite® 71 Series

Dimensions

INLET A	OUTLET B	UNIT	ORIFICE	C	E	H	H ¹	PANEL MOUNTING	
								MAX. THICKNESS	HOLE SIZE
1/8" Gyrolok	1/8" Gyrolok	inch	0.093	1 1/2	2 1/2	1 3/2	1 1/2	3/16	1 1/2
		mm	2.4	33	66	10	9	5	15
1/8" female NPT	1/8" female NPT	inch	0.125	1 1/2	1 3/2	1 3/2	1 1/2	3/16	1 1/2
		mm	3.2	33	50	10	9	5	15
1/8" female NPT	1/8" female NPT	inch	0.250	1 1/2	2 1/4	1/2	7/16	1/4	4 3/4
		mm	6.4	41	58	13	11	6	19
1/4" Gyrolok®	1/4" Gyrolok®	inch	0.125	1 1/2	2 1/16	1 3/2	1 1/2	3/16	1 1/2
		mm	3.2	33	68	10	9	5	15
1/4" Gyrolok®	1/4" Gyrolok®	inch	0.187	1 1/2	3 3/2	1/2	7/16	1/4	4 3/4
		mm	4.7	41	78	13	11	6	19
1/4" male NPT	1/4" Gyrolok®	inch	0.187	1 3/4	2 7/8	1/2	7/16	1/4	4 3/4
		mm	4.7	45	73	13	11	6	19
1/4" male NPT	3/8" Gyrolok®	inch	0.250	1 3/4	2 7/8	1/2	7/16	1/4	4 3/4
		mm	6.4	45	73	13	11	6	19
1/4" male NPT	1/4" male NPT	inch	0.187	1 1/2	2 1/2	1/2	7/16	1/4	4 3/4
		mm	4.7	41	64	13	11	6	19
1/4" male NPT	1/4" female NPT	inch	0.250	1 3/4	2 1/2	1/2	7/16	1/4	4 3/4
		mm	6.4	45	64	13	11	6	19
1/4" female NPT	1/4" female NPT	inch	0.250	1 3/4	2 1/6	1/2	7/16	1/4	4 3/4
		mm	6.4	45	62	13	11	6	19
3/8" Gyrolok®	3/8" Gyrolok®	inch	0.250	1 3/4	3 1/4	1/2	7/16	1/4	4 3/4
		mm	6.4	45	83	13	11	6	19
1/2" Gyrolok®	1/2" Gyrolok®	inch	0.250	1 7/2	4 1/8	1/2	7/16	1/4	4 3/4
		mm	6.4	49	106	13	11	6	19
3mm Gyrolok®	3mm Gyrolok®	inch	0.093	1 1/2	2 1/2	1 3/2	1 1/2	3/16	1 1/2
		mm	2.4	33	66	10	9	5	15
6mm Gyrolok®	6mm Gyrolok®	inch	0.125	1 1/2	2 1/16	1 3/2	1 1/2	3/16	1 1/2
		mm	3.2	33	68	10	9	5	15
6mm Gyrolok®	6mm Gyrolok®	inch	0.187	1 1/2	3 3/2	1/2	7/16	1/4	4 3/4
		mm	4.7	41	78	13	11	6	19
8mm Gyrolok®	8mm Gyrolok®	inch	0.250	1 3/4	3 1/4	1/2	7/16	1/4	4 3/4
		mm	6.4	45	83	13	11	6	19
10mm Gyrolok®	10mm Gyrolok®	inch	0.250	1 3/4	3 3/8	1/2	7/16	1/4	4 3/4
		mm	6.4	45	79	13	11	6	19
12mm Gyrolok®	12mm Gyrolok®	inch	0.250	1 7/8	4	1/2	7/16	1/4	4 3/4
		mm	6.4	48	103	13	11	6	19

Dimensions for reference only, subject to change.



Flomite® 71 Series

How to Order Standard Valves

Flomite® 7115 & 7155 Series PCTFE Seats—Viton® Washers

Brass: Pressure to 3000 psig (207 bar)

316 Stainless Steel/Monel®: Pressure to 6000 psig

Temperature range: 0° F to 300° F (–18° C to 149° C)

END CONNECTIONS		ORDER BY PART NUMBER			ORIFICE	Cv
INLET	OUTLET	BRASS	316 ST. STEEL	MONEL®		
1/8" Gyrolok®	1/8" Gyrolok®	7155G2B	7155G2Y	—	0.093	0.23
1/8" female NPT	1/8" female NPT	7155F2B	7155F2Y	—	0.125	0.40
1/8" female NPT	1/8" female NPT	—	7115F2Y	—	0.250	1.40
1/4" Gyrolok®	1/4" Gyrolok®	7155G4B	7155G4Y	—	0.125	0.40
1/4" Gyrolok®	1/4" Gyrolok®	7115G4B	7115G4Y	7115G4M	0.187	0.80
1/4" male NPT	1/4" Gyrolok®	7115H4B	7115H4Y	—	0.187	0.80
1/4" male NPT	1/4" female NPT	7115L4B	7115L4Y	—	0.250	1.40
1/4" female NPT	1/4" female NPT	7115F4B	7115F4Y	7115F4M	0.250	1.40
3/8" Gyrolok®	3/8" Gyrolok®	7115G6B	7115G6Y	—	0.250	1.40
1/2" Gyrolok®	1/2" Gyrolok®	7115G8B	7115G8Y	—	0.250	1.40
1/2" female NPT	1/2" female NPT	7115F8B	7115F8Y	—	0.250	1.40
3mm Gyrolok®	3mm Gyrolok®	—	7155G3YMM	—	0.093	0.23
6mm Gyrolok®	6mm Gyrolok®	—	7155G6YMM	—	0.125	0.40
6mm Gyrolok®	6mm Gyrolok®	—	7115G6YMM	—	0.187	0.80
8mm Gyrolok®	8mm Gyrolok®	—	7115G8YMM	—	0.250	1.40
10mm Gyrolok®	10mm Gyrolok®	—	7115G10YMM	—	0.250	1.40
12mm Gyrolok®	12mm Gyrolok®	—	7115G12YMM	—	0.250	1.40



7155G2Y

Flomite® 7122 & 7142 Series TFE Seats—TFE Washers

Pressure to 1500 psig (103 bar)

Temperature range: –40° F to +350° F (–40° C to +176° C)

END CONNECTIONS		ORDER BY PART NUMBER			ORIFICE	Cv
INLET	OUTLET	BRASS	316 ST. STEEL	MONEL®		
1/8" Gyrolok®	1/8" Gyrolok®	7142G2B	7142G2Y	—	0.093	0.23
1/8" female NPT	1/8" female NPT	7142F2B	7142F2Y	—	0.125	0.40
1/4" Gyrolok®	1/4" Gyrolok®	7142G4B	7142G4Y	—	0.125	0.40
1/4" Gyrolok®	1/4" Gyrolok®	7122G4B	7122G4Y	7122G4M	0.187	0.80
1/4" male NPT	1/4" Gyrolok®	7122H4B	7122H4Y	—	0.187	0.80
1/4" male NPT	3/8" Gyrolok®	—	7122H46Y	—	0.250	1.40
1/4" male NPT	1/4" male NPT	—	7122M4Y	—	0.250	1.40
1/4" male NPT	1/4" female NPT	7122L4B	7122L4Y	—	0.250	1.40
1/4" female NPT	1/4" female NPT	7122F4B	7122F4Y	7122F4M	0.250	1.40
3/8" Gyrolok®	3/8" Gyrolok®	7122G6B	7122G6Y	—	0.250	1.40
1/2" Gyrolok®	1/2" Gyrolok®	—	7122G8Y	—	0.250	1.40
3mm Gyrolok®	3mm Gyrolok®	—	7142G3YMM	—	0.093	0.23
6mm Gyrolok®	6mm Gyrolok®	—	7142G6YMM	—	0.125	0.40
6mm Gyrolok®	6mm Gyrolok®	—	7122G6YMM	—	0.187	0.80
8mm Gyrolok®	8mm Gyrolok®	—	7122G8YMM	—	0.250	1.40
10mm Gyrolok®	10mm Gyrolok®	—	7122G10YMM	—	0.250	1.40



7122F4B

Flomite® 7188 Series Filled TFE Seats—Viton® Washers

Pressure to 2000 psig (138 bar)

Temperature range: –20° F to +425° F (–29° C to +218° C)


END CONNECTIONS		ORDER BY PART NUMBER		
INLET	OUTLET	316 STAINLESS STEEL	ORIFICE	CV
1/4" Gyrolok®	1/4" Gyrolok®	7188G4Y	0.187	0.80
1/4" female NPT	1/4" female NPT	7188F4Y	0.250	1.40
3/8" Gyrolok®	3/8" Gyrolok®	7188G6Y	0.250	0.80
1/2" Gyrolok®	1/2" Gyrolok®	7188G8Y	0.250	0.80



7188F4Y

Flomite® 71 Series

Ordering Options



Metal Handles

Metal handles can be ordered for Flomite® 71 Series 2-way valves with an orifice of 0.187" or 0.250". To order, specify kit 7100K13 following the valve number (Example: 7155G2Y-7100K13).

Color-coded Handles

Color-coded handles are available for Flomite® 71 Series valves. Order by the part numbers listed below.

HANDLE COLOR	7115, 7122 & 7188 SERIES	7142 & 7155 SERIES
Red	95683-030	97346-030
Blue	95683-031	97346-031
Black	95683-032	97346-032
Green	95683-033	97346-033
Orange	95683-034	97346-034



Handle Locking Kit

Safety lockout kits are available for applications which must conform to Code of Federal Regulations 29CFR Part 1910, OSHA Safety and Health Act, and other international regulations. Valves can be locked in either an opened or closed position with the stainless steel upper and lower locking plates. Lock with readily available padlocks or commercially available multiple lockout devices. Locking kits include the locking plates and assembly instructions. To order a safety lockout kit for 7115, 7122 and 7188 Series valves, specify kit 7100K18.

Spare Parts

Spare parts and repair kits are available for all ball valves. Please contact your distributor for specific information.

Cleaning and Testing

When ordering, please specify if oxygen cleaning or helium leak testing is required.

Additional Sizes

Additional sizes and options are available on special request. Please consult your local HOKE distributor.