



ADAPTERS – THREADED *continued*




904
DWV Adapter
C x M – Wrot

NOM. SIZE	APPROX. NET WT./LBS.	DIM. A INCHES
1 1/4	0.30	1 ³ / ₃₂
1 1/4 x 1 1/2	0.37	1 ³ / ₁₆



804-T
DWV Trap Adapter
O.D. Tube x M – Cast

NOM. SIZE	APPROX. NET WT./LBS.	DIM. A INCHES
1 1/4 O.D. x 1 1/2	0.44	1 ⁹ / ₃₂

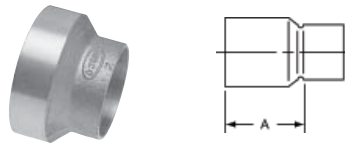


804-2
DWV Fitting Adapter
Ftg x M – Cast

NOM. SIZE	APPROX. NET WT./LBS.	DIM. B INCHES
1 1/2	0.50	1 ¹⁵ / ₁₆
2	0.71	2 ¹ / ₃₂


Consult price sheet for Made to Order items and for minimum order quantities.

BUSHINGS



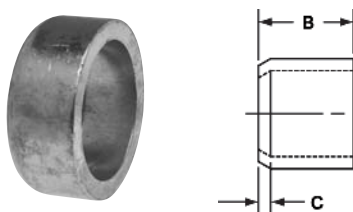
801-2
DWV External Bushing
Ftg x C – Cast

NOM. SIZE	APPROX. NET WT./LBS.	DIM. A INCHES
3 x 2	0.61	1 ¹¹ / ₃₂
3 x 1 1/2	0.60	1 ⁵ / ₁₆
4 x 3	1.12	1 ²¹ / ₃₂
4 x 2	1.16	1 ³ / ₄



901-2
DWV External Bushing
Ftg x C – Wrot


NOM. SIZE	APPROX. NET WT./LBS.	DIM. A INCHES
1 1/2 x 1 1/4	0.13	1
2 x 1 1/2	0.19	1 ⁷ / ₃₂
2 x 1 1/4	0.19	1 ³ / ₈



901-2-F
DWV Fitting Flush Bushing
Ftg x C – Wrot


NOM. SIZE	APPROX. NET WT./LBS.	DIM. B INCHES	DIM. C INCHES
2 x 1 1/2	0.37	1 ³ / ₁₆	1/8

CLEANOUTS



816
DWV Fitting Cleanout
Ftg x Cleanout w/Plug – Cast

NOM. SIZE	APPROX. NET WT./LBS.	DIM. B INCHES
1 1/4	0.49	2 ⁵ / ₃₂
1 1/2	0.60	2 ¹ / ₄
2	0.87	2 ³ / ₈
3	2.37	3 ³ / ₃₂
4	3.99	3 ⁵ / ₈



816-S
DWV Flush Fitting Cleanout
Ftg x Cleanout w/Plug – Cast

NOM. SIZE	APPROX. NET WT./LBS.	DIM. B INCHES
1 1/4 x 3/4	0.20	1 ⁵ / ₃₂
1 1/2 x 1	0.29	1 ¹ / ₁₆
2 x 1 1/2	0.42	1 ⁷ / ₃₂
3 x 2 1/2	0.96	1 ¹³ / ₁₆
4 x 3	2.25	2 ¹ / ₈