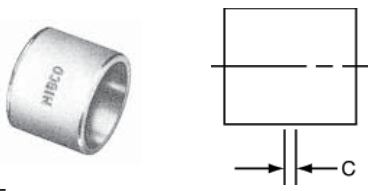



**ADAPTERS –
SPECIAL LEAD**



801-T
DWV Trap Adapter
C x O.D. Tube – Cast

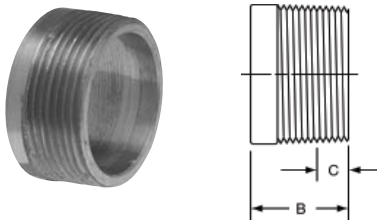
NOM. SIZE	APPROX. NET WT./LBS.	DIM. C INCHES
1 1/4 x 1 1/4 O.D.	0.21	1/8
1 1/2 x 1 1/2 O.D.	0.22	7/32
1 1/2 x 1 1/4 O.D.	0.20	9/32

**ADAPTERS –
THREADED**



802
DWV Adapter
C x M – Cast

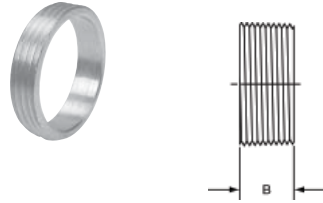
NOM. SIZE	APPROX. NET WT./LBS.	DIM. B INCHES	DIM. C INCHES
1 1/4	0.23	15/16	7/16
1 1/4 x 1 1/2	0.41	1	1/2
1 1/2	0.25	1	7/16
2	0.33	1 1/16	7/16
3	0.92	1 1/2	3/4



802-C
DWV Flush Adapter
C x M – Cast

NOM. SIZE	APPROX. NET WT./LBS.	DIM. B INCHES	DIM. C INCHES
1 1/4	0.16	15/16	7/16
1 1/2	0.20	15/16	9/16
2	0.23	1 1/16	5/8

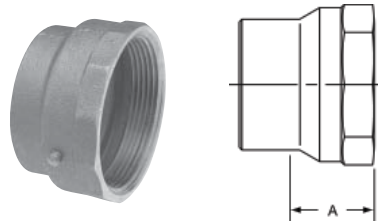
ADAPTERS – THREADED *continued*



802-F
DWV Threaded Piece
C x M – Cast

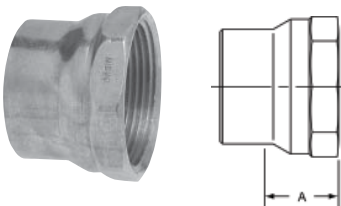
Makes slip joint connection when soldered to the end of tube and slip joint nut and washer added.

NOM. SIZE	APPROX. NET WT./LBS.	DIM. B INCHES
1 1/4	0.05	3/8
1 1/2	0.05	3/8
2	0.05	3/8




803
DWV Adapter
C x F – Cast

NOM. SIZE	APPROX. NET WT./LBS.	DIM. A INCHES
3	1.45	1 13/32
4	2.31	1 17/32



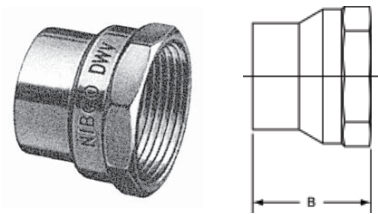
903
DWV Adapter
C x F – Wrot

NOM. SIZE	APPROX. NET WT./LBS.	DIM. A INCHES
1 1/4	0.19	27/32
1 1/2	0.25	29/32
2	0.41	1




803-2
DWV Fitting Adapter
Ftg x F – Cast

NOM. SIZE	APPROX. NET WT./LBS.	DIM. B INCHES
1 1/2	0.39	1 15/32
2	0.56	1 19/32
3	1.44	2 7/32



903-2
DWV Fitting Adapter
Ftg x F – Wrot

NOM. SIZE	APPROX. NET WT./LBS.	DIM. B INCHES
1 1/4	0.19	1 17/32



804
DWV Adapter
C x M – Cast

NOM. SIZE	APPROX. NET WT./LBS.	DIM. A INCHES
1 1/2	0.34	1 3/64
1 1/2 x 2	0.55	1 5/16
1 1/2 x 1 1/4	0.31	27/32
2	0.43	7/8
2 x 1 1/2	0.52	1 5/16
3	1.35	1 25/32
4	2.59	2 1/32

Consult price sheet for Made to Order items and for minimum order quantities.