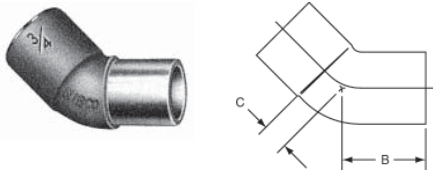
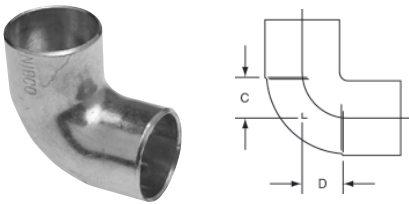


ELBOWS *continued*



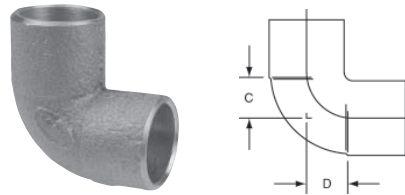
706-2
45° Fitting Elbow Ftg x C – Cast

NOM. SIZE	APPROX. NET WT./LBS.	DIM. B INCHES	DIM. C INCHES
4	4.31	3 ¹¹ / ₃₂	1 ⁵ / ₁₆



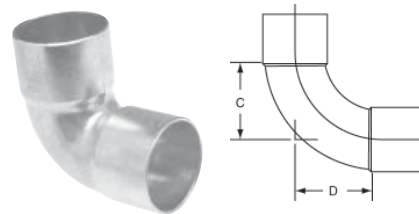
607
90° Elbow – Close Rough
C x C – Wrot

NOM. SIZE	APPROX. NET WT./LBS.	DIM. C INCHES	DIM. D INCHES
1/8	0.01	1 ³ / ₃₂	1 ³ / ₃₂
1/4	0.02	9 ⁹ / ₃₂	9 ⁹ / ₃₂
3/8	0.03	1 ¹ / ₂	1 ¹ / ₂
1/2	0.04	3 ³ / ₈	3 ³ / ₈
1/2 x 3/8	0.04	9 ⁹ / ₁₆	2 ¹ / ₃₂
3/4	0.10	1 ⁷ / ₃₂	1 ⁷ / ₃₂
3/4 x 5/8	0.12	2 ⁹ / ₃₂	7 ⁷ / ₈
3/4 x 1/2	0.10	1 ⁷ / ₃₂	3 ³ / ₄
1	0.21	2 ³ / ₃₂	2 ³ / ₃₂
1 x 3/4	0.16	2 ³ / ₃₂	5 ⁵ / ₈
1 1/4	0.31	1 ¹ / ₃₂	1 ¹ / ₃₂
1 1/4 x 1	0.31	1 ⁵ / ₈	1 ¹⁵ / ₃₂
1 1/2	0.46	1 ⁷ / ₃₂	1 ⁷ / ₃₂
1 1/2 x 1 1/4	0.35	1 ⁵ / ₃₂	1 ³ / ₃₂
2	0.84	1 ¹ / ₂	1 ¹ / ₂
2 x 1 1/2	0.58	1 ⁷ / ₁₆	1 ¹ / ₄
2 1/2	1.41	1 ²⁷ / ₃₂	1 ²⁷ / ₃₂
3	2.07	2 ³ / ₃₂	2 ³ / ₃₂
3 1/2	2.94	2 ³ / ₈	2 ³ / ₈
4	4.23	2 ²⁵ / ₃₂	2 ²⁵ / ₃₂
5	7.74	2 ⁷ / ₈	2 ⁷ / ₈
6	10.95	3 ⁷ / ₁₆	3 ⁷ / ₁₆
8	29.50	4 ²³ / ₃₂	4 ²³ / ₃₂



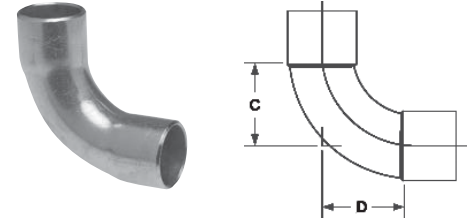
707
90° Elbow – Close Rough
C x C – Cast

NOM. SIZE	APPROX. NET WT./LBS.	DIM. C INCHES	DIM. D INCHES
1 1/4 x 1	0.42	1 ⁵ / ₈	1 ¹⁵ / ₃₂
1 1/4 x 3/4	0.34	9 ⁹ / ₁₆	1 ³ / ₁₆
1 1/4 x 1/2	0.28	1 ⁵ / ₃₂	2 ⁷ / ₃₂
1 1/2 x 1	0.54	1 ¹¹ / ₁₆	1
1 1/2 x 3/4	0.42	1 ⁹ / ₃₂	3 ¹ / ₃₂
1 1/2 x 1/2	0.40	5 ⁵ / ₈	2 ⁹ / ₃₂
2 x 1 1/4	0.86	7 ⁷ / ₈	1 ¹ / ₄
2 x 1	0.78	3 ³ / ₄	1 ¹ / ₄
2 x 3/4	0.69	5 ⁵ / ₈	1 ¹ / ₄
2 1/2 x 2	2.16	1 ³ / ₁₆	1 ⁹ / ₃₂
3 x 2 1/2	2.26	1 ¹¹ / ₁₆	1 ¹ / ₂
3 x 2	2.68	1 ³ / ₈	1 ⁹ / ₁₆
4 x 3	5.18	1 ²⁹ / ₃₂	2 ¹⁵ / ₃₂



607-1
90° Elbow –
Intermediate Radius C x C
– Wrot

NOM. SIZE	APPROX. NET WT./LBS.	DIM. C INCHES	DIM. D INCHES
1/2	0.06	1 ⁹ / ₃₂	1 ⁹ / ₃₂
5/8	0.09	7 ⁷ / ₈	7 ⁷ / ₈
3/4	0.14	1 ³ / ₁₆	3 ³ / ₁₆
1	0.24	1 ¹ / ₁₆	1 ¹ / ₁₆



607-LT
90° Elbow – Long Radius
C x C – Wrot

NOM. SIZE	APPROX. NET WT./LBS.	DIM. C INCHES	DIM. D INCHES
3/16 O.D.	0.01	1 ³ / ₃₂	1 ³ / ₃₂
1/8	0.01	1 ³ / ₃₂	1 ³ / ₃₂
5/16 O.D.	0.02	9 ⁹ / ₁₆	9 ⁹ / ₁₆
1/4	0.02	1 ⁷ / ₃₂	1 ⁷ / ₃₂
1/4 x 1/8	0.01	1 ⁹ / ₃₂	1 ¹ / ₂
3/8	0.04	2 ³ / ₃₂	2 ³ / ₃₂
1/2	0.08	7 ⁷ / ₈	7 ⁷ / ₈
1/2 x 3/8	0.06	1 ³ / ₁₆	1 ³ / ₁₆
1/2 x 1/4	0.03	2 ⁵ / ₃₂	2 ¹ / ₃₂
5/8	0.10	1 ³ / ₃₂	1 ³ / ₃₂
5/8 x 1/2	0.09	1 ¹ / ₁₆	1 ¹ / ₁₆
3/4	0.16	1 ¹ / ₈	1 ¹ / ₈
3/4 x 5/8	0.13	1 ¹ / ₄	1 ³ / ₃₂
3/4 x 1/2	0.10	1 ¹ / ₈	1 ¹ / ₁₆
7/8	0.28	1 ¹⁹ / ₃₂	1 ¹⁹ / ₃₂
1	0.28	1 ⁷ / ₁₆	1 ⁷ / ₁₆
1 x 3/4	0.20	1 ¹ / ₄	1 ¹ / ₈
1 x 5/8	0.15	1 ¹³ / ₃₂	1 ³ / ₃₂
1 1/4	0.42	1 ⁷ / ₈	1 ⁷ / ₈
1 1/4 x 1	0.33	1 ²⁵ / ₃₂	1 ¹ / ₂
1 1/2	0.66	2 ¹ / ₄	2 ¹ / ₄
2	1.23	2 ¹⁵ / ₁₆	2 ¹⁵ / ₁₆
2 1/2	1.96	3 ¹¹ / ₁₆	3 ¹¹ / ₁₆
3	2.93	4 ¹ / ₃₂	4 ¹ / ₃₂
4	5.95	5 ¹ / ₄	5 ¹ / ₄

Consult price sheet for Made to Order items and for minimum order quantities.