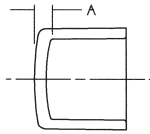


PVC Schedule 40 Pressure Fittings

CAPS

4617

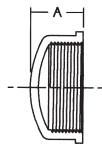


Cap (Slip)

UNIV. FIG. NO.	NOM. SIZE	APPROX. NET WT./LBS.	DIM. A INCHES
447-005	1/2	.022	7/32
447-007	3/4	.034	7/32
447-010	1	.055	1/4
447-012	1 1/4	.095	1/4
447-015	1 1/2	.115	1/4
447-020	2	.169	9/32
447-025	2 1/2	.405	11/32
447-030	3	.469	15/16
447-040	4	.789	1 3/32
447-050	5	2.000	15/16
447-060	6	3.755	2
447-080	8	4.056	7/16

Consult Customer Service to determine if caps are flat or domed.

4617-3



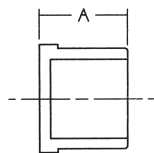
Cap (FIPT)

UNIV. FIG. NO.	NOM. SIZE	APPROX. NET WT./LBS.	DIM. A INCHES
448-005	1/2	.025	27/32
448-007	3/4	.030	7/8
448-010	1	.055	1 1/32
448-012	1 1/4	.161	1 7/32
448-015	1 1/2	.094	1 3/4
448-020	2	.132	1 3/8
448-025	2 1/2	.455	2 15/16
448-030	3	.665	2 29/32
448-040	4	.755	3 1/4

Consult Customer Service to determine if caps are flat or domed.

PLUGS

4616



Plug (Spg)

UNIV. FIG. NO.	NOM. SIZE	APPROX. NET WT./LBS.	DIM. A INCHES
449-005	1/2	.028	15/32
449-007	3/4	.040	19/16
449-010	1	.070	1 11/32
449-012	1 1/4	.116	1 21/32
449-015	1 1/2	.167	1 25/32
449-020	2	.235	1 15/16
449-025	2 1/2	.310	2 3/32
449-030	3	.450	2 13/32
449-040	4	.680	2 13/32

Do not use or test the products in this catalog with compressed air or other gasses.