



BASKET STRAINERS



Sample Engineering Specification

All thermoplastic Basket Strainers shall be fabricated from PVC Type I, ASTM D 1784 Cell Classification 12454 or CPVC Type IV, ASTM D 1784 Cell Classification 23447 material. All O-rings shall be EPDM or Viton®. Strainer baskets shall be perforated PVC, CPVC, or type 316 stainless steel, or type 316 stainless steel wire mesh. Standard strainer perforations shall be 1/8" or 3/32" with a minimum open area ratio of 6:1, or specified perforation/mesh opening. Basket strainer sizes 1/2" - 8" shall have quick release

clamp retained bonnet, sizes 10" - 12" shall have bolt-on bonnet. All basket Strainers shall have pressure release valve and safety pressure gauge. Unit shall be equipped with O-ring sealed drain plug at lower end. Basket strainer sizes 1/2" - 8" shall be pressure rated at 150 psi, sizes 10" - 12" to 50 psi for water at 73°F, as manufactured by Spears® Manufacturing Company.

Quick-View Basket Strainer Selection Chart

Valve Size	O-ring Material	PVC Part Numbers ^{1,2}			Pressure Rating
		Socket	Spigot	Flanged	
1/2	EPDM	BS22P__-005	BS27P__-005	BS23P__-005	150 psi Non-Shock Water @ 73°F
	Viton®	BS32P__-005	BS37P__-005	BS33P__-005	
3/4	EPDM	BS22P__-007	BS27P__-007	BS23P__-007	
	Viton®	BS32P__-007	BS37P__-007	BS33P__-007	
1	EPDM	BS22P__-010	BS27P__-010	BS23P__-010	
	Viton®	BS32P__-010	BS37P__-010	BS33P__-010	
1-1/4	EPDM	BS22P__-012	BS27P__-012	BS23P__-012	
	Viton®	BS32P__-012	BS37P__-012	BS33P__-012	
1-1/2	EPDM	BS22P__-015	BS27P__-015	BS23P__-015	
	Viton®	BS32P__-015	BS37P__-015	BS33P__-015	
2	EPDM	BS22P__-020	BS27P__-020	BS23P__-020	
	Viton®	BS32P__-020	BS37P__-020	BS33P__-020	
2-1/2	EPDM	BS22P__-025	BS27P__-025	BS23P__-025	
	Viton®	BS32P__-025	BS37P__-025	BS33P__-025	
3	EPDM	BS22P__-030	BS27P__-030	BS23P__-030	
	Viton®	BS32P__-030	BS37P__-030	BS33P__-030	
4	EPDM	BS22P__-040	BS27P__-040	BS23P__-040	
	Viton®	BS32P__-040	BS37P__-040	BS33P__-040	
6	EPDM	BS22P__-060	BS27P__-060	BS23P__-060	
	Viton®	BS32P__-060	BS37P__-060	BS33P__-060	
8	EPDM	BS22P__-080	BS27P__-080	BS23P__-080	
	Viton®	BS32P__-080	BS37P__-080	BS33P__-080	
10	EPDM	BS22P__-100	BS27P__-100	BS23P__-100	50 psi Non-Shock Water @ 73°F
	Viton®	BS32P__-100	BS37P__-100	BS33P__-100	
12	EPDM	BS22P__-120	BS27P__-120	BS23P__-120	
	Viton®	BS32P__-120	BS37P__-120	BS33P__-120	

Enter Mesh Code in part number blank as specified in table.

(Contact Spears® for additional strainer sizes).

1: For CPVC body & strainer screen unit, replace the letter "P" before the dash separator with the letter "C" and add the letter "C" to the part number (e.g., BS22C8-020C)

2: For stainless steel strainer screens, replace the letter "P" (or "C") before the dash separator with the letter "S" (e.g., BS22S8-020; BS22S8-020C)

Features – PVC, CPVC

Spears® fabricated Basket Strainers are constructed of heavy bodied PVC or CPVC. Available in IPS sizes 1/2" through 12" with choice of socket, spigot or flanged ends and EPDM, Viton® or PTFE encapsulated O-ring seals. A convenient quick release clamp cap is equipped with safety pressure gauge and pressure release ball valve for safer system operation and strainer cleaning. Additional drain plug allows complete drain and flush of unit. Designed to remove unwanted solids from plastic or metal piping systems, Spears® Basket Strainers are ideal for protecting valves, filters, pumps, nozzles or other liquid control devices in corrosive or non-corrosive fluid systems.

- Chemical & Corrosion Resistant PVC or CPVC Construction
- Convenient Quick-Release Clamp For easy Bonnet Removal (Bolt-on Bonnet on Sizes 10" & 12")
- Includes Pressure Release Valve and 0-160 psi Safety Pressure Gauge¹ (O-ring sealed plugs provided if valve/gauge not used)
- O-ring Sealed Drain Plug
- EPDM or Viton® O-ring Seals
- Perforated PVC & CPVC Strainer Baskets in a Variety of Sizes. Stainless Steel Available in perforation and Multiple Mesh Sizes
- High Volume 6:1 Open Area Ratio
- Sizes 1/2" - 8" Pressure Rated to 150 psi @ 73°F
Sizes 10" - 12" Pressure Rated to 50 psi @ 73°F
- Assembled with Silicone-Free Seal Lubricants.

1: Commercial bronze bourdon-tube type pressure gauge w/brass NPT inlet. Check for any chemical compatibility issues. Contact Spears® for PVC, CPVC or PP Gauge Guard isolation devices available.

Special Options

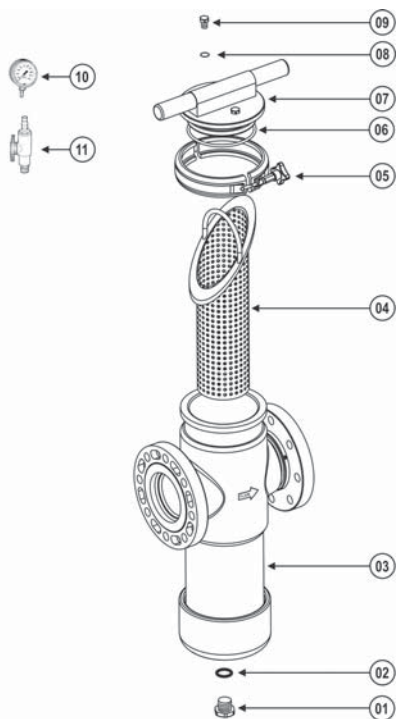
- Teflon® Encapsulated O-ring Seals
- Bonnet Sight Glass

Perforation Mesh Codes

Perforation Size (in.)	Mesh Code
1/16	12
3/32	8
1/8	6
3/16	4
1/4	3
3/8	2

Example: BS22P6-020
Additional perforation and mesh sizes available upon request.

BASKET STRAINERS

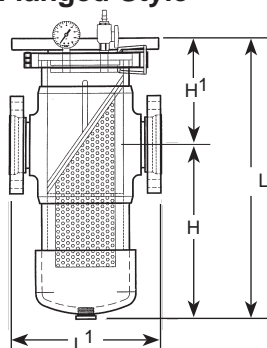


Replacement Parts

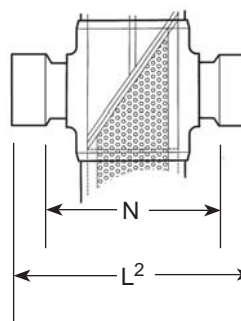
No.	Component	Quantity	Material
1	Drain Plug	1	PVC/CPVC
2	Drain Plug O-ring	1	EPDM/Viton®/PTFE
3	Body	1	PVC/CPVC
4	Strainer Basket	1	PVC/CPVC /316 Stainless Steel
5	Bonnet Clamp	1	SS 316
6	Bonnet O-ring	1	EPDM/Viton®/PTFE
7	Bonnet	1	PVC/CPVC
8	Plug O-ring	2	EPDM/Viton®/PTFE
9	Gauge Port Plug	2	PVC/CPVC
10	Pressure Gauge	1	0-160 psi
11	Pressure Relief Valve	1	PVC/CPVC

- Notes:**
- 1) Bolt-on Bonnet on Sizes 10" & 12".
 - 2) Port plugs for use when pressure gauge and relief valve are not installed.
 - 3) Valve O-rings correspond to Strainer Basket Specification.

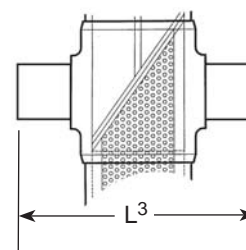
Flanged Style



Socket Style



Spigot Style



Dimensions, Weights & Cv Values

Size	H	H ¹	L	L ¹	L ²	L ³	N	Approx. Wt. (Lbs.)		Cv
								Socket/ Spigot	Flanged	
1/2	5-5/16	4-1/4	9-9/16	9-1/4	6-13/16	8-13/16	5	2.97	3.35	4.5
3/4	5-5/16	4-1/4	9-9/16	9-15/16	6-13/16	9-5/16	4-13/16	2.99	3.44	10
1	5-5/16	4-1/4	9-9/16	10-7/16	6-1/2	9-1/2	4-3/8	3.02	3.50	15
1-1/4	10-1/4	7-7/8	18-1/8	8-9/16	10-1/16	10-1/4	7-9/16	3.20	3.60	30
1-1/2	10-1/4	7-7/8	18-1/8	8-3/4	11-1/8	11	8-1/8	3.50	3.75	46
2	10-1/4	7-7/8	18-1/8	8-3/4	12-1/8	11	8-5/8	11.00	11.40	72
2-1/2	10-1/4	7-7/8	18-1/8	8-3/4	12-3/8	12-7/8	8-3/8	12.30	12.60	110
3	13-13/16	8-13/16	22-5/8	11-5/8	16-1/8	15	11-5/8	25.00	25.40	172
4	17-1/2	8-13/16	26-5/16	12	18	17-1/2	13-1/2	25.70	26.80	270
6	18-7/8	10-9/16	29-7/16	17-1/8	24-3/8	23-5/16	17-7/8	58.40	60.80	630
8	24-1/2	11-9/16	36-1/16	20-1/2	30-1/2	27-1/2	22	93.60	96.00	750
10	27-1/8	16-5/8	43-3/4	26	34-9/16	34-1/2	24-1/16	200.20	210.30	893
12	34-7/8	17-3/16	52-1/16	28-1/8	38-3/4	36-1/4	26-1/4	229.30	239.80	1063

Cv = Gallons per minute at 1 psi pressure drop.

Temperature Pressure Rating

System Operating Temperature °F (°C)		100 (38)	110 (43)	120 (49)	130 (54)	140 (60)	150 (66)	160 (71)	170 (77)	180 (82)	190 (88)	200 (93)	210 (99)	
Valve Pressure Rating psi (MPa)	1/2" - 8"	PVC	150 (1.03)	135 (.93)	110 (.76)	75 (.52)	50 (.34)	-0-	-0-	-0-	-0-	-0-	-0-	
		CPVC	150 (1.03)	140 (.97)	130 (.90)	120 (.83)	110 (.76)	100 (.70)	90 (.62)	80 (.55)	70 (.48)	60 (.41)	50 (.34)	-0-
	10" - 12"	PVC	50 (.34)	45 (.31)	40 (.30)	35 (.24)	30 (.21)	-0-	-0-	-0-	-0-	-0-	-0-	-0-
		CPVC	50 (.34)	47 (.32)	45 (.31)	42 (.31)	40 (.30)	37 (.26)	35 (.24)	30 (.21)	25 (.17)	20 (.14)	15 (.10)	-0-