
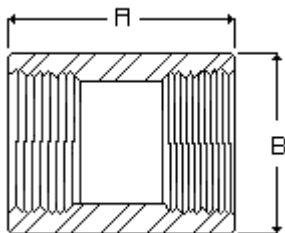


Penn Machine

Class 3000 Threaded Coupling


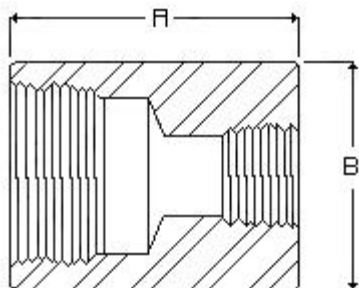


PENN CATALOG F2002 FIG NO. 03007
ASME-B16.11-2001

Nominal Pipe Size	1/8"	1/4"	3/8"	1/2"	3/4"	1"	1-1/4"	1-1/2"	2"	2-1/2"	3"	3-1/2"	4"
Dimension A	1-1/4	1-3/8	1-1/2	1-7/8	2	2-3/8	2-5/8	3-1/8	3-3/8	3-5/8	4-1/4	4-1/2	4-3/4
Dimension B	5/8	3/4	7/8	1-1/8	1-3/8	1-3/4	2-1/4	2-1/2	3	3-5/8	4-1/4	4-3/4	5-1/2
Approx. Wt. (lbs)	.08	.10	.14	.29	.42	.83	1.58	2.16	2.99	4.75	6.51	7.93	12.37

Penn Machine

Class 3000 Threaded Reducer



PENN CATALOG F2002 FIG NO. 03008
ASME-B16.11-2001

Nominal Pipe Size	1/4"	3/8"	1/2"	3/4"	1"	1-1/4"	1-1/2"	2"	2-1/2"	3"	3-1/2"	4"
Dimension A	1-3/8	1-1/2	1-7/8	2	2-3/8	2-5/8	3-1/8	3-3/8	3-5/8	4-1/4	4-1/2	4-3/4
Dimension B	3/4	7/8	1-1/8	1-3/8	1-3/4	2-1/4	2-1/2	3	3-5/8	4-1/4	4-3/4	5-1/2
Approx. Wt. (lbs)	.11	.16	.32	.50	.98	1.87	2.41	3.71	5.92	10.13	11.98	14.71

[Fitting catalog](#) | [Product catalog](#) | [Request quote/information](#) | [Home](#)

Web site created by Penn Machine. Send questions or comments to [James Friant](#).