

















The INDICATEUR DIRECT is the direct-mount visual valve position indicator of choice. In addition to superior valve position indication, the unit has a rugged design suited to withstand harsh plant environments and operations.

- Environmentally sealed indicator prevents fogging or entry of contaminants
- “Weep” holes keep moisture from accumulating anywhere on the enclosure
- Clear cover is free from decals or paint that fade in sunlight or during plant washdowns
- Ektar indicator cover offers excellent chemical resistance and strength
- Molded from DuPont’s SuperTough Zytel Nylon for the ultimate in strength and corrosion resistance
- No bracketry required for actuators with the NAMUR accessory mounting pattern
- The industry’s only “true” visual valve position indicator for 3-way valves - indicator is fully adjustable to match the actual valve

### Visual Indicator Options

Black / Yellow		3-way Path O	
Green / Red		3-way Path T	
Red / Green		3-way Path F	
ANSI Red / White		4-way Path S	
ANSI Green / White		180° T-port	
ANSI Blue / White		180° L-port	
0-100% Digital		120°	

### Intelligent Part Number System

<b>I</b>	<b>M</b>	<b>Y</b>	<b>Z</b>	-	<b>D</b>	0	0	0	-	<b>1</b>
<b>Series</b>	<b>Cover</b>	<b>Moniteur</b>	<b>Bearing</b>		<b>Shaft</b>					<b>Mount</b>

<b>Base unit includes:</b>	Sealed Black / Yellow Indicator Built-in Nylon bearing Direct NAMUR mount	Rugged Delrin Shaft Metric and English mounting screws
----------------------------	---	---

<u>Description</u>	<u>Code</u>	<u>Description</u>	<u>Code</u>
<b>Moniteur</b> Black / Yellow 3-Way Path O,T,F 4-Way Path 180 degree T-port 120 degree 180 degree L-port Green / White Red / White Blue / White Green / Red Red / Green 0-100%	Y O,T,F S 1 3 5 G R B A C P	<b>Bearing</b> Zytel Nylon	Z
		<b>Shaft</b> Delrin	D
		<b>Mounting (L x W x H)</b> 80 x 30 x 20 80 x 30 x 30 130 x 30 x 30 130 x 30 x 50	1 2 3 4

### Dimensions

