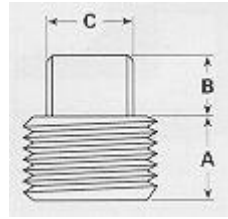


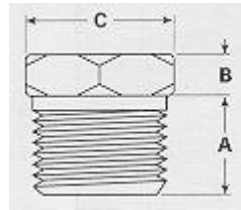
# THREADED FITTINGS PLUGS \*\*

## *Solid Square Head*



Pipe Size	1/81	1/42	3/81	1/21	3/41	1	1 1/4	1 1/2	2	2 1/2	3	4
Dimension A	3/8	7/16	1/2	9/16	5/8	3/4	13/16	13/16	7/8	1 1/16	1 1/8	1 1/4
Dimension B	1/4	1/4	5/16	3/8	7/16	1/2	5/8	5/8	3/4	3/4	13/16	1
Dimension C	9/32	3/8	7/16	9/16	5/8	13/16	15/16	1 1/8	1 5/16	1 1/2	1 11/16	2 1/2
Approx. Wt. #	.016	.031	.063	.0125	.188	.313	.563	.875	1.50	2.25	2.87	7.18

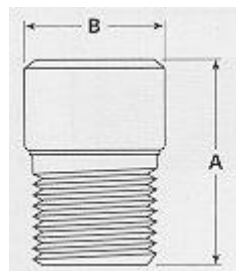
## *Hex Head*



Pipe Size	1/81	1/42	3/81	1/21	3/41	1	1 1/4	1 1/2	2	2 1/2	3	4
Dimension A	7/16	19/32	33/64	11/16	23/32	7/8	7/8	15/16	31/32	1 3/16*	1 3/8*	1 9/16*
Dimension B	1/4	1/4	5/16	5/16	3/8	3/8	9/16	5/8	11/16	3/4	13/16	3/4
Dimension C	7/16	5/8	11/16	7/8	1 1/16	1 3/8	1 3/4	2	2 1/2	3	3 1/4	4 5/8
Approx. Wt. #	.06	.06	.07	.19	.30	.58	1.10	1.54	2.54	2.34	6.24	11.0

\* Not B16.11

## *Solid Round Head*



<b>Pipe Size</b>	<b>1/81</b>	<b>1/42</b>	<b>3/81</b>	<b>1/21</b>	<b>3/41</b>	<b>1</b>	<b>1 1/4</b>	<b>1 1/2</b>	<b>2</b>	<b>2 1/2</b>	<b>3</b>	<b>4</b>
Dimension A	1 3/8	1 5/8	1 5/8	1 3/4	1 3/4	2	2	2	2 1/2	2 3/4	2 3/4	3
Dimension B	7/16	9/16	3/4	7/8	1 1/16	1 5/16	1 11/16	2	2 1/2	3	3 5/8	4 5/8
Approx. Wt. #	.06	.11	.20	.30	.44	.77	1.27	1.78	3.48	5.50	8.04	14.28

\*\* Plugs are not identified by class. They may be used for ratings up to and including class 6000.

[Back to Capitol's Table of Contents](#)