
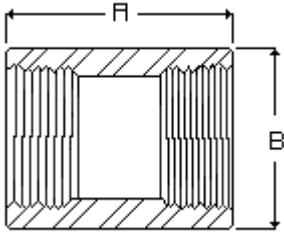


Penn Machine

Class 6000 Threaded Coupling




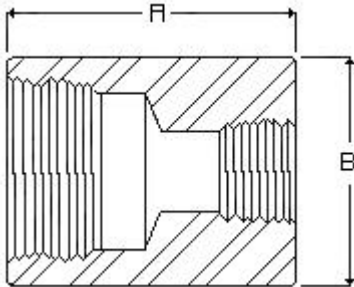
PENN CATALOG F2002 FIG FIGURE NO.06007

ASME-B16.11-2001

Nominal Pipe Size	1/8"	1/4"	3/8"	1/2"	3/4"	1"	1-1/4"	1-1/2"	2"	2-1/2"	3"	3-1/2"	4"
Dimension A	1-1/4	1-3/8	1-1/2	1-7/8	2	2-3/8	2-5/8	3-1/8	3-3/8	3-5/8	4-1/4	4-1/2	4-3/4
Dimension B	7/8	1	1-1/4	1-1/2	1-3/4	2-1/4	2-1/2	3	3-5/8	4-1/4	5	5-3/4	6-1/4
Approx. Wt. (lbs)	.18	.23	.40	.69	.95	1.90	2.27	4.11	6.17	9.25	13.65	18.53	22.13

Penn Machine

Class 6000 Threaded Reducer



PENN CATALOG F2002 FIG NO. 06008

ASME-B16.11-2001

Nominal Pipe Size	1/4"	3/8"	1/2"	3/4"	1"	1-1/4"	1-1/2"	2"	2-1/2"	3"	3-1/2"	4"
Dimension A	1-3/8	1-1/2	1-7/8	2	2-3/8	2-5/8	3-1/8	3-3/8	3-5/8	4-1/4	4-1/2	4-3/4
Dimension B	1	1-1/4	1-1/2	1-3/4	2-1/4	2-1/2	3	3-5/8	4-1/4	5	5-3/4	6-1/4
Approx. Wt. (lbs)	.29	.44	.73	1.02	2.06	2.58	4.42	7.27	10.01	16.07	30.69	36.65

[Fitting catalog](#) | [Product catalog](#) | [Request quote/information](#) | [Home](#)

Web site created by Penn Machine. Send questions or comments to [James Friant](#).