

PLAIN END FITTINGS

Adapter Nipples - Figure 393, 991 & 993

PLAIN END
PIPING
SYSTEM



Figure 393
Plain x Groove



Figure 991
Plain x Thread



Figure 993
Plain x Plain

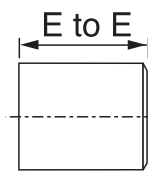
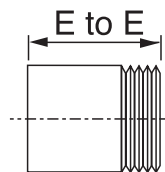
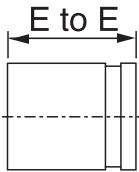


Figure 393, 991, 993 Adapter Nipples			
Nom. Size Inches mm	Pipe O.D. Inches mm	End To End Inches mm	Approx. Wt. Ea. lbs kg
2	2.375	4	1.2
50	60.3	102	0.5
2½	2.875	4	1.9
65	73.0	102	0.9
3	3.500	4	2.5
80	88.9	102	1.1
4	4.500	6	5.5
100	114.3	152	2.5
5	5.563	6	7.4
125	141.3	152	3.4
6	6.625	6	9.5
150	168.3	152	4.3
8	8.625	6	14.2
200	219.1	152	6.4

Please refer to General Notes on page 17.