

MTS 3000 INTERIORS

Sell More Tools with LDV's Exclusive MTS 3000 Interior System



Walk-in Van Configuration

What Our Customers Are Saying . . .

"I chose this interior because I like the concept of carrying less inventory, but having more on display. I'm carrying \$100,000 less in inventory and still selling as though I'm carrying as much as before."

- Peter Sweeney, Andover CT

Integrated Mobile Solutions



www.ldvusa.com

LDV MOBILE TOOL STORES

A 7.5 KW Onan generator provides a reliable power source for all your electrical needs



Carpeted display shelving is brightly lit and ergonomically designed for easy viewing needs



The MTS 3000 system has plenty of drawer and shelf storage




The Hand Tool display area is designed to optimize space while providing easy viewing



The socket display uses color coding (red) for standard and (blue) for metric sets



Sliding product pages maximize wall space and color lacing differentiates standard from metric



Adjustable overhead track lighting fixtures add emphasis to displays and signage



Watch your front door with a 6-inch color monitor located above the office area



The mobile office features plenty of room for laptop computer, printer, sliding brochure rack, metal storage drawers, portable broken tool drawer, and formica flip-down writing surface for customer orders and receipts



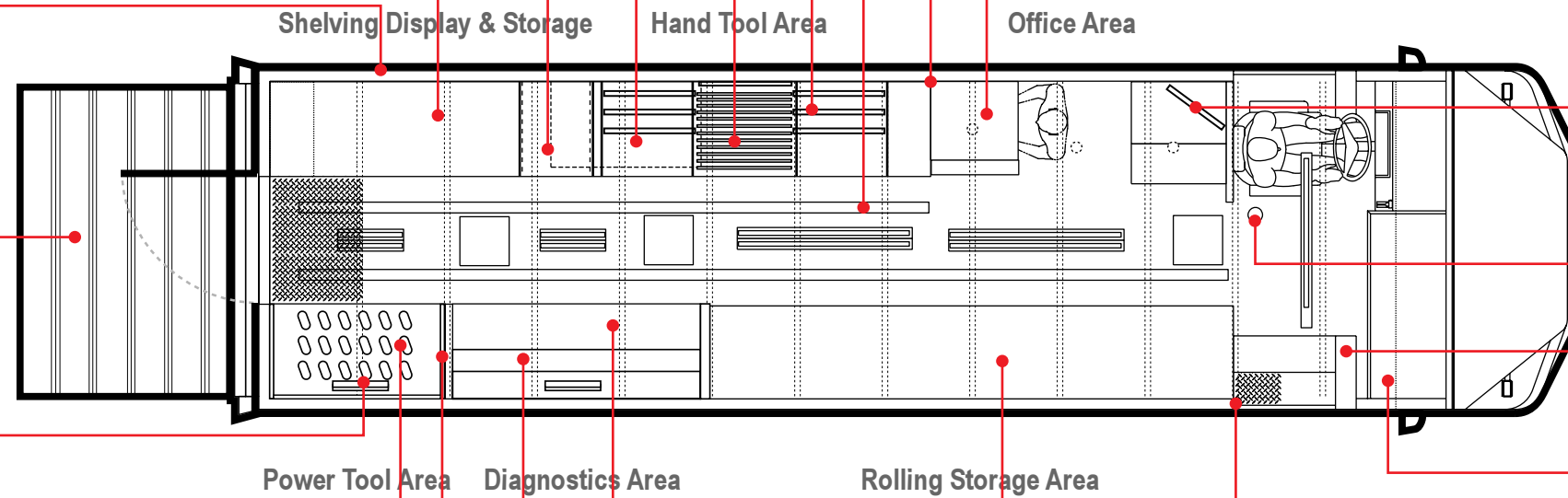
A flat screen 17-inch LCD monitor located over the repair area with stainless steel table top shows digital promotional videos or presentations throughout the mobile tool store



A 2,000 lb capacity, 72-inch Walco all aluminum cam closure liftgate with flip-out extension and cart stop



A 15-inch LCD monitor shows Snap-on product promotions or training videos



A ceiling mounted hi-res color camera can be used to monitor your open door



A lighted knife case display offers easy viewing at the front door entry



A variety of cordless power tools are stowed and displayed in a durable foam cutout layout. The cutouts are designed for easy access and a better presentation to the customer



Air tools are displayed in a wall mounted rack system with quick release connectors




The Diagnostics area offers an excellent interactive display and video capability for demonstrating the Snap-on Modis system and additional storage below



The large rolling storage area will handle a pair of modular lighted rolling shelves or the largest Snap-on tool box



Electric dead bolt door lock for easy entry and added security



A central control panel located above the dashboard allows you to control all electrical components both inside and outside of your mobile tool store

Features

Cabinetry:

- Solid oak trim package featuring premium wood constructed cabinetry, counters, shelves, and work stations
- Wheel well drawer (43 $\frac{1}{4}$ -inch W X 25 $\frac{1}{4}$ -inch D X 4 $\frac{1}{4}$ -inch H)
- Six heavy duty slide, 23-inch full-extension drawers in stack
- One deep floor drawer below six drawer stack
- One sliding literature rack with eight (8) spaces and plexiglass fronts

Cab Area:

- Oak trim overhead console with carpeted shelf
- Electric dead bolt door activator and latching mechanism
- Oak front shelf with flip-up writing surface and storage
- Oak recessed hand cleaner rack
- One (1) 30-inch by 30-inch lighted knife case

Flooring:

- Black onyx DOT flooring
- Smooth steel plate in tool box areas

Walls & Ceiling:

- Carpeted tool box area
- Peg board with black thick ($\frac{3}{8}$ -inch) lacing on rear door
- 10-inch diamond kick plate on rear door
- Wall mounted dry erase board in hand tool area

HVAC Systems:

- Three 8-inch fans
- Two Coleman® roof mounted A/C units
- Fan-tastic™ power roof ventilator
- ESPAR D4 Airtronic heater

Electrical Systems (120VAC):

- Four standard 120VAC outlets
- Onan 7.5 KW diesel generator, liquid cooled
- Statpower 1000 watt computer inverter
- Positive/Negative outlet in work areas
- Maringo™ 50A-125/250 VAC waterproof shore power inlet
- 120VAC control panel

Electrical Systems (12VDC):

- 12VDC power point in computer area
- 12VDC control panel
- Six 6VDC Deep-Cycle™ batteries on slide out tray
- Two electronic converter/ battery charger, 80-amp
- Battery monitor
- 15 overhead or under cabinet flourescent light fixtures
- Halogen track light system with 11 adjustable fixtures
- Dome entry lights
- Three recessed halogen ceiling spots in office area

Audio / Video Systems:

- One Samsung Syncmaster™ 17-inch wall mount color LCD TV/monitor
- Two Samsung Syncmaster 15-inch wall mount color LCD TV/monitors
- Pioneer® AM/FM stereo with CD player and remote
- Four 6-inch by 9-inch Pioneer speakers
- External telephone/fax line

Additional Accessories:

- Alarm system with two remotes
- Air test line in power tool display area
- Over 30 linear feet of air tool display metal rack
- Power tool display with foam nest for 15 tools
- 18-inch carpeted hammer rack
- Two sets of three 30-inch X 36-inch sliding hand tool pages
- Two Deep 'V' pliers tool racks
- Two 'Beehive' screw driver shelves
- Accelevision security camera and 6-inch color monitor
- Stainless steel vice mount counter top
- Flve-shelf rolling tool display with under shelf lighting
- Ceiling signage
- Fire extinguisher

Exterior:

- Waltco 72-inch, 2,000 lbs cam-closure liftgate with 42-inch flip down extension and cart stop
- Bracket for Waltco hand held controller
- LED brake lights above liftgate
- LED brake lights on liftgate
- Scene lights over liftgate
- Sign holder
- Back-up alarm system
- Lighted acrylic "Snap-on" entry handle
- Manual assist step
- Doorman rear door assist
- Stainless steel wheel caps with rear valve extensions

Chassis:

MTS 3000 interior package can be adapted to a variety of sizes and configurations on either a walk-in van or cab/chassis platform.

Please contact your Mobile Tool Store Sales Consultant for additional information on the MTS 3000 Interior package and chassis options from LDV.