




tennsco
SYSTEMS FOR SUCCESS



1 Heavy Duty Shelves



Shelf corners are fully lapped and welded for extra strength. Combined with sides that incorporate triple-bend construction, shelves can support up to 1,000 pounds.

2 Label Holders



Accommodates shelf labels to easily locate and identify stored items.

4 Back and Side Panels



Prevents materials from falling off, as well as protecting items from dust and contaminants.

5 Sliding Dividers



Can be placed anywhere on a shelf instantly. Built-in label holder for additional parts identification.

7 Open Style Shelving



Great for storing packaged items, containers and tools. Allows easy access to items.

8 Closed Style Shelving



Closed style shelving helps prevent items from accidentally falling off the shelves. Ideal for storing small or fragile loose items.

9 Mezzanine Capabilities




Units can be configured into multiple levels.

3 Easy Adjust/Align



Shelves can be adjusted quickly and easily in 1" increments to make maximum use of vertical space. Upright posts feature a square hole every third hole for easy shelf alignment.

6 Perforated Shelf




Helps to meet fire codes when storing flammables by allowing water from overhead sprinklers to reach all levels of the unit.



Multi-level applications.

Open Starter Unit




Start a row with an Open Starter Unit. Open units offer 360° view of contents.

Open Add-On Unit



Add an Open Add-On Unit to an Open Starter Unit to meet your specific storage needs.

Easy Shelf Expansion



Shared post makes for easy expandability.

tennsco

SYSTEMS FOR SUCCESS

Q Line Accessories

Customize Q Line Shelving To Fit Your Specific Needs

Hinged Door



Hinged double doors attach easily to angle posts. Locking handle with three-point locking system is perfect to secure valuable parts, tools and equipment.

Back and End Panels



Steel back and end panels enclose the shelving to keep parts and merchandise safe from the dust and contamination that is typical of industrial environments.

Bins



Create custom sized bin compartments with Q Line's 15 sizes of shelf dividers.

Shelf Box




Featuring welded steel construction and your choice of six box sizes, perfect for organizing small parts. Adjustable dividers create compartments for small part storage. Each drawer comes standard with one divider; additional dividers sold separately.

Bin Front



Keep parts from spilling off shelves with easy to install Bin Fronts.

Sliding Divider



Sliding Dividers can be placed anywhere on shelves without fasteners and can be added, moved or removed when needed. Includes a built-in label holder.

Ledge Unit

Tennsco's Ledge Unit attaches to Q Line shelving to add 12" of additional shelf depth to the three lower shelves and a handy work surface for the fourth shelf. Ideal for storing long items. Measures 36"w x 12"d x 39"h. For secure storage of valuable items add a ledge unit door, which provides two hinged doors and a three-point locking system.



Shelf Clips



13-gauge compression clips make adding shelves literally a snap.

Foot Plate



Secure heavy shelving units to the floor for added safety.

End Sway Brace



The End Sway Brace provides critical reinforcement by keeping shelving unit perfectly square even when heavily loaded.

Rear Sway Brace



This brace maintains the unit's important vertical alignment to assure that even the heaviest loads can be safely stored.

Mezzanine Brackets



Configure your Q Line units as a mezzanine with these heavy-duty brackets.

Splice Plates



Use Splice Plates to splice two uprights together to create taller units.

Front Base Strip



Keeps items from rolling under the shelving unit

tennsco

SYSTEMS FOR SUCCESS