

- **Sales Tip:** Flexible mat can be used in industrial, commercial, and residential applications
- **Where to Specify:** Outdoor entrances, plant doorways, water fountain areas.

- A vinyl-looped construction that traps dirt and moisture while scraping debris.
- 3/8 inch thick and features a thick vinyl backing to resist movement.
- Recommended and approved product as a part of the GreenTRAX™ program for "Green Cleaning" environments.



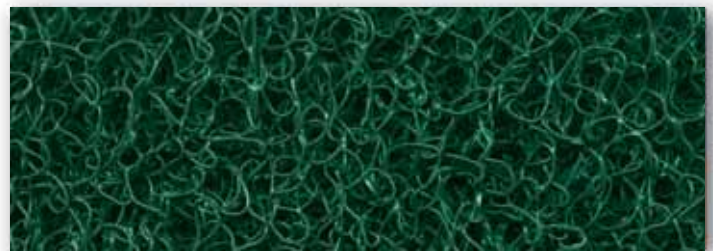
RESULTS from INDEPENDENT TEST LABS & PRESENTED as COMPARISONS to OTHER NoTRAX® ENTRANCE MATS



#265 WAYFARER®

Stock Sizes	3' x 5'	4' x 6'	
Weight (lbs.)	12	20	
Description	Compressed borders 4 sides		
Roll & Custom Sizes	3' x 60'	4' x 60'	Custom Lgth.
Weight (lbs.)	150	200	.83/sq.ft.
Description	Vinyl nosing on Short Ends only		

Shipping Location: Superior Manufacturing Group - Calhoun, GA 30701



Gray

Black

Brown

Leaf Green

Navy



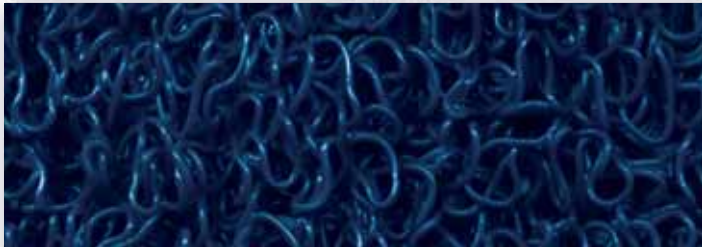


- **Sales Tip:** Flexible mat can be used in industrial, commercial, and residential applications
- **Where to Specify:** Outdoor entrances, pool areas, recessed wells in foyers.

- A vinyl-looped construction that traps dirt and moisture while scraping debris.
- 1/2 inch thick and has an open-back design for dirt pass-through.
- Recommended and approved product as a part of the GreenTRAX™ program for "Green Cleaning" environments.



RESULTS from INDEPENDENT TEST LABS & PRESENTED as COMPARISONS to OTHER NoTRAX® ENTRANCE MATS



#266 WAYFARER® CUSTOM

Stock Sizes	3' x 5'	4' x 6'	
Weight (lbs.)	14	21	
Description	Compressed borders 4 sides		
Roll & Custom Sizes	3' x 60'	4' x 60'	Custom Lgth.
Weight (lbs.)	170	230	.95/sq.ft.
Description	Vinyl nosing on Short Ends only		

Shipping Location: Superior Manufacturing Group - Calhoun, GA 30701

Gray

Black

Brown

Leaf Green

Navy



#340
#350

SOIL GUARD®

ENTRANCE • "OUTDOOR"

- **Sales Tip:** Recommend using this mat in conjunction with an interior drying mat.
- **Where to Specify:** Outdoor high traffic areas.

- Heavy-duty, durable rubber matting designed with low profiles for door clearance / cart traffic.
- Raised bar design scrapes debris from shoe traffic.
- Easy to clean – simply hose off.
- Available with silicon carbide grit surface (#350) for additional traction
- Overall thickness is 1/4 inch to minimize tripping hazard
- Recommended and approved product as a part of the GreenTRAX™ program for "Green Cleaning" environments.




WEAR RESISTANCE	CRUSH RESISTANCE	SCRAPING PERFORMANCE
N/A	N/A	BEST

RESULTS from INDEPENDENT TEST LABS & PRESENTED as COMPARISONS to OTHER NoTRAX® ENTRANCE MATS



#350 Detail



Black

SOIL GUARD®	#340	#350 w/Grit
Stock Sizes	3' x 5'	3' x 5'
Weight (lbs.)	11	11

Shipping Location: Superior Manufacturing Group - Chicago, IL 60638






- **Sales Tip:** Be sure to check door clearance.
- **Where to Specify:** Outdoor entrances of schools, municipal buildings, plant entrances, construction traffic area.

- Constructed of tough, SBR rubber to remain flexible while withstanding extreme cold.
- Thousands of tough, flexible rubber fingers sweep shoes clean while suction cups on underside help to minimize mat movement
- Molded beveled edging on all 4 sides creates a retention dam to trap moisture.
- Overall thickness of 5/8 inch.
- Recommended and approved product as a part of the GreenTRAX™ program for "Green Cleaning" environments.



RESULTS from INDEPENDENT TEST LABS & PRESENTED as COMPARISONS to OTHER NoTRAX® ENTRANCE MATS



Black



#345 RUBBER BRUSH™

Stock Sizes	16" x 24"	24" x 32"	28" x 46"	32" x 39"	36" x 60"	36" x 72"
Weight (lbs.)	5	12	20	24	37	40

Shipping Location: Superior Manufacturing Group - Chicago, IL 60638




#323
#325

ENTRANCE • "FOYER"

SMART STEP™ with ARROW TRAX™ and SMART STEP™ with Decalon®

- **Sales Tip:** For surface installations, remember to include the optional beveled edging.
- **Where to Specify:** Foyer entrances of Stores/Shopping Malls, Hospitals, and Office Buildings.

- A NOTRAX® exclusive designed to provide years of service in the busiest of foyers.
- Alternating rows of ribbed vinyl and carpet strips scrape and dry the foot traffic of hundreds of visitors per day.
- The #323 version features 38 ounce per square yard Arrow Trax™ carpet matting strips for excellent scraping and drying.
- The #325 version features cut-pile Decalon® carpet matting strips for effective moisture retention.
- Can be placed within a foyer recess - depth of 3/8" to 1/2" – allow 9/16" door clearance.
- Can also be placed directly on floor – allow 9/16" door clearance.
- Ribbed vinyl sections can be perforated to facilitate drainage (recommended for recess areas only)
- Overall thickness: #323 is 9/16" and #325 is 1/2"
- Mat is fully assembled at the factory to your custom size specification.
- Orders must be accompanied by a sketch clearly indicating width, length and direction of traffic flow.
- When you measure, remember: Proper placement is for the strips to run width of mat.
- All mats larger than 12 feet by 22 feet will be made in 2 or more sections



#323 Detail



#325 Detail



SMART STEP™

#323

Description	w/o perforations	w/ perforations
Weight (lbs.)	2.33/sq.ft.	2.33/sq.ft.

#325

Description	w/o perforations	w/ perforations
Weight (lbs.)	2.29/sq.ft.	2.29/sq.ft.

Shipping Location: Superior Manufacturing Group - Moselle, MS 39459



RESULTS FROM INDEPENDENT TEST LABS & PRESENTED AS COMPARISONS TO OTHER NOTRAX® ENTRANCE MATS





- **Sales Tip:** Recommend for any oversized entrance where multiple mats are not desirable.
- **Where to Specify:** Entrances of Stores/Shopping Malls, Hospitals, Office Buildings.

- Crafted specifically for oversized entrances & foyers where one piece of matting is required versus multiple individual mats.
- 45 ounces per square yard of berber needlepunch
- Heat-sealed borders are standard.
- Optional beveled edge borders are available for a more gradual transition
- Beveled edge borders available in complimentary colors: Black, Gray, Burgundy, Green, Brown
- Rubber backing is textured on the underside to help minimize mat movement.
- Overall thickness of 7/16 inch—be sure to check door clearance.



Beveled Edging



Heat Sealed Edging



#370 MASTER TRAX™

Custom

Weight (lbs.) .75/sq.ft.
(Specify Standard or Square Edge)

Shipping Location: Superior Manufacturing Group - Calhoun, GA 30701

Charcoal



Brown



Burgundy



Hunter Green



Gray



RESULTS from INDEPENDENT TEST LABS & PRESENTED as COMPARISONS to OTHER NoTRAX® ENTRANCE MATS




TUFTED LOGO MATS

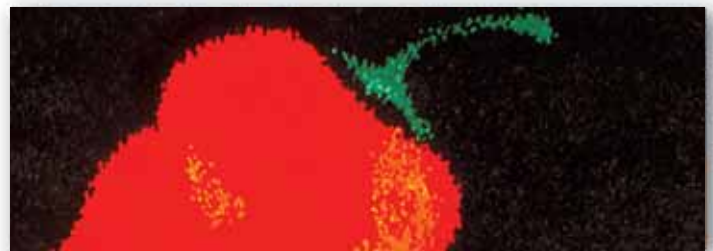
ENTRANCE • "LOGO"

- **Sales Tip:** Yields exceptional performance in heavier traffic areas
- **Where to Specify:** Prominent entrances of light to heavy traffic where a long-lasting image is critical.

- Promote the business name, address, logo or motto with fully tufted Logo Mats
- The design and mat itself are of one integral construction ensuring years of durability
- Made with 52 ounces of solution-dyed nylon yarn that resists fading and crushing.
- Rubber backing is cleated to resist movement and withstand temperature extremes.
- A broad color range of 32 choices is available.



Call for Pricing



Adobe Pantone 181C	Antique White Pantone 726C	Bay Blue Pantone 293C	Blue Rose Pantone 506C	Bronze Pantone 174C	Camel Pantone 4635C	Cinnamon Pantone 1545C	Citrine Pantone 1215C
Clear Red Pantone 187C	Deeper Navy Pantone 2767C	Dove Cool Gray 4C	English Blue Pantone 5415C	Fawn Pantone 4755C	Gold Pantone 131C	Grape Pantone 2622C	Gray Metal Cool Gray 9C
Hunter Green Pantone 3308C	Magenta Pantone 249C	Moss Agate Pantone 346C	Mt. Olive Green Pantone 5743C	Orange Pantone 1585C	Orchid Pantone 5285C	Pink Iris Pantone 694C	Raven Black Process Black C
Regal Blue Pantone 647C	Shadow Mist Pantone 431C	Smokey Mount Pantone 433C	Soft Pebble White	Summer Leaf Pantone 334C	Sunflower Pantone 122C	True Burgundy Pantone 195C	Turquoise Pantone 3145C



Call for Pricing



Standard Tufted
8th Gauge
64 dpi



BrilliantStep™
20th Gauge
400 dpi

BRILLIANTSTEP™ IMAGE MATTING

#190

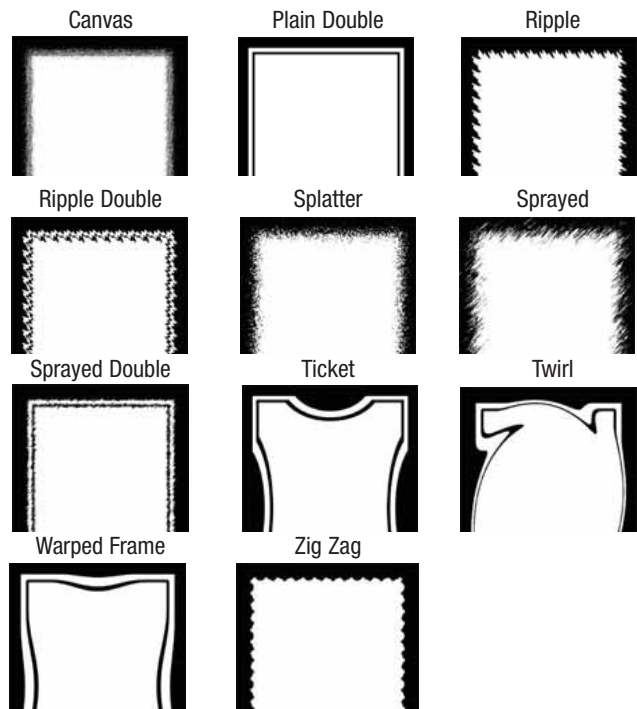
ENTRANCE • "LOGO"

- **Sales Tip:** Truly multi-functional entrance mat that stops dirt and debris while improving aesthetic appeal and promoting business, product, or message.
- **Where to Specify:** Prominent entrances of light to heavy traffic where a long-lasting image is critical – Retail, restaurants, hotels, corporate, schools, etc...

- Patented dye-injection process offers photo-realistic quality equivalent to 400 dpi resolution
- Color palette of 189 base colors with blending and shading to achieve over 700 shades of color
- Variety of background designs and borders to enhance your logo and camouflage dirt and stains
- Anti-slip backing to minimize mat movement
- 24 ozs of cut-pile nylon provides increased moisture retention



Custom Border Designs



Custom Background Designs

