

# Modular Drawer Cabinets (cont.)

## 3 Locking Systems



### Safetylink Locking Systems 250 Cabinet Series

Unless otherwise specified:

- Safetylink locking systems included on all Platinum Series Modular Drawers.
- Safetylink automatically locks unopened drawers in place when one drawer is pulled out – preventing accidental tipping and potential for injury.
- Two keys included.
- Anchor kit included.

### Locking Systems for Multiple Drawer Access 251 Cabinet Series

- Allows the user to access multiple drawers at one time, Safetylink feature eliminated.
- Cabinet and all drawers lock when key is turned.
- Anchor kit is included.
- Two keys included.

### Cabinets without Lock or Safetylink

- Cabinets have multiple drawer access.
- No lock for cabinet or drawers.
- In the interest of safety, Lyon strongly recommends anchoring cabinets with Lyon anchor kits (supplied with each cabinet) when locks and Safetylink are removed.
- Catalog Numbers: (must be ordered with 251 cabinets only)  
**251-DINT270** for 270 Series      **251-DINT400** for 400 Series  
**251-DINT310** for 310 Series      **251-DINT490** for 490 Series  
**251-DINT350** for 350 Series      **251-DINT680** for 680 Series

### Optional Locking Systems

#### Master Keyed

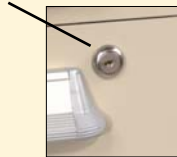
- For one-key access to cabinets with different locks.
- No. 240-MK-1.** Master Key for Cabinet Locks.

#### Keyed Alike

- For one-key access to cabinets with identical locks.
- Nos. 240-KA-1, 240-KA-2, 240-KA-3, 240-KA-4, 240-KA-5**

#### Individual Drawer Lock (Factory Installed)


- Lock each drawer individually. Separate key for each drawer controls access.
- Security panel protects contents of drawer below when drawer above is open.
- Order one lock per drawer. (Ten drawers will require ten locks).
- Not available on "40" drawer.
- NOTE: Reduces usable space 1/2".



**No. 240-IDL-1** RIGHT SIDE  
**No. 240-IDL-2** BOTH SIDES

#### Hinged Lock Bar on Cabinet

- Factory installed on right side of cabinet only.
- Secures all drawers with padlocked bar (padlock not included).
- Ideal for mobile applications or use in high-risk locations.
- Order one lockbar per cabinet, based on cabinet height.  
 (Example: Order **No. 240-ELB-270** for cabinet **No. 250-270**).



### Latch-in/Latch-out (Factory Installed)


- Prevents drawers from moving when fully opened or closed.
- Pushing latch rod releases drawer.
- Ideal for cabinets on casters.
- Order one latch per drawer.  
 (Ten drawers will require ten latches).



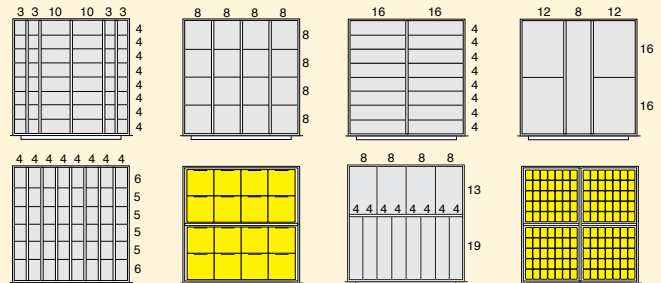
**No. 250-LILO** LEFT SIDE ONLY

\*Note: Floor anchoring or joining cabinets side-by-side is recommended to maximize stability of cabinet installations.

## 4 Drawer Layout Kits or Partitions & Dividers



Pre-engineered Drawer Layout Kits shown on pages 56 and 57 are designed to satisfy nearly every requirement for efficient storage and retrieval of most products. If your requirements cannot be met with selections from these 40 pre-engineered kits, see partitions and dividers listed on the following page.



## 5 Color Selections

Six standard colors offer the potential for as many as 36 cabinet-and-drawer color combinations. To specify color(s) for Platinum Series modular drawer cabinets TWO PREFIX LETTERS must be added to the catalog number of each cabinet. The FIRST LETTER defines the color of the CABINET, while the SECOND LETTER defines the color of the DRAWERS within the cabinet. BP 250-680 for example, designates a Wedgewood Blue cabinet with Putty Drawers.

### COLOR INFORMATION

	<b>Dove Gray</b> Add prefix <b>D</b> to Cat. No.		<b>Cardinal Red</b> Add prefix <b>H</b> to Cat. No.
	<b>Putty</b> Add prefix <b>P</b> to Cat. No.		<b>Forest Green</b> Add prefix <b>J</b> to Cat. No.
	<b>Wedgewood Blue</b> Add prefix <b>B</b> to Cat. No.		<b>Black</b> Add prefix <b>K</b> to Cat. No.