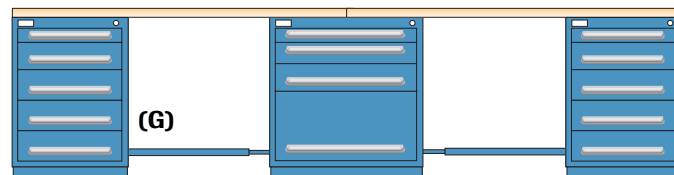
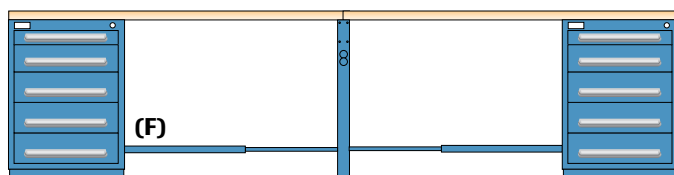
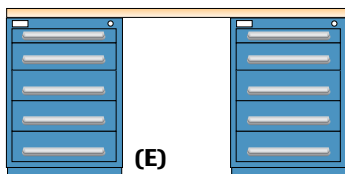
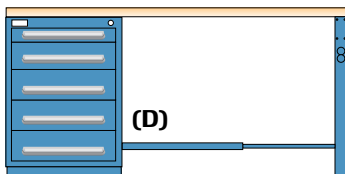
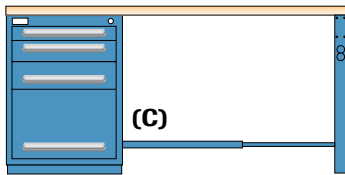
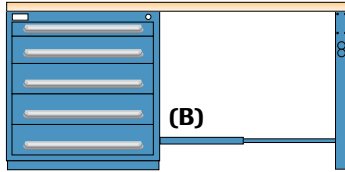
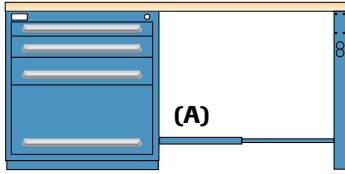


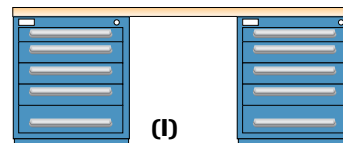
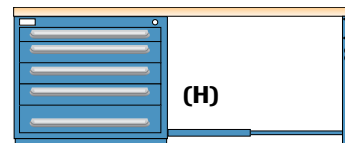
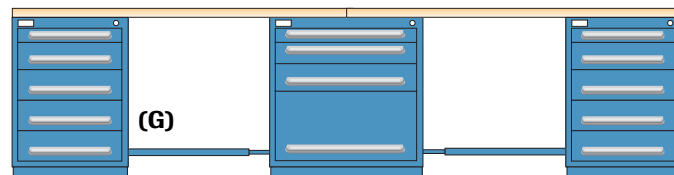
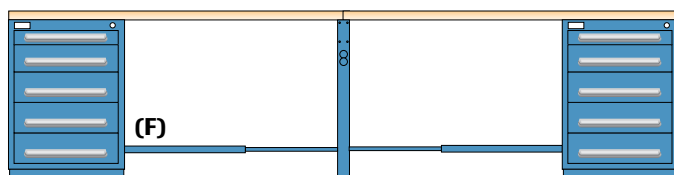
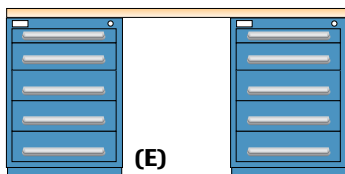
# Pre-Engineered for Easy Ordering!

## Bench High (35"H) Selections



SOFT FRONT EDGE				
All workstations have multiple drawer access				
W x D	Steel Top	Plastic Laminate Top	Lam. Hdwd. Top	Super Comp Top
<b>(A)</b> Includes: One 251-350A Cabinet, one top, one panel leg, one footrest.				
60" x 28"	<b>251-815</b>	<b>251-816</b>	<b>251-817</b>	<b>251-818</b>
72" x 28"	<b>251-819</b>	<b>251-820</b>	<b>251-821</b>	<b>251-822</b>
<b>(B)</b> Includes: One 251-350B Cabinet, one top, one panel leg, one footrest.				
60" x 28"	<b>251-823</b>	<b>251-824</b>	<b>251-825</b>	<b>251-826</b>
72" x 28"	<b>251-827</b>	<b>251-828</b>	<b>251-829</b>	<b>251-830</b>
<b>(C)</b> Includes: One 251-350SLA Cabinet, one top, one panel leg, one footrest.				
60" x 28"	<b>251-831</b>	<b>251-832</b>	<b>251-833</b>	<b>251-834</b>
72" x 28"	<b>251-835</b>	<b>251-836</b>	<b>251-837</b>	<b>251-838</b>
<b>(D)</b> Includes: One 251-350SLB Cabinet, one top, one panel leg, one footrest.				
60" x 28"	<b>251-839</b>	<b>251-840</b>	<b>251-841</b>	<b>251-842</b>
72" x 28"	<b>251-843</b>	<b>251-844</b>	<b>251-845</b>	<b>251-846</b>
<b>(E)</b> Includes: Two 251-350SLB Cabinets, one top.				
72" x 28"	<b>251-861</b>	<b>251-862</b>	<b>251-863</b>	<b>251-864</b>
<b>(F)</b> Includes: Two 251-350SLB Cabinets, two tops, one panel leg, two footrests.				
60" x 28"	<b>251-869</b>	<b>251-870</b>	<b>251-871</b>	<b>251-872</b>
72" x 28"	<b>251-873</b>	<b>251-874</b>	<b>251-875</b>	<b>251-876</b>
<b>(G)</b> Includes: One 251-350A Cabinet, Two 251-350SLB Cabinets, two tops, two footrests.				
72" x 28"	<b>251-877</b>	<b>251-878</b>	<b>251-879</b>	<b>251-880</b>

## Desk High (28<sup>3</sup>/<sub>4</sub>"H) Selections



SOFT FRONT EDGE				
All workstations have multiple drawer access				
W x D	Steel Top	Plastic Laminate Top	Lam. Hdwd. Top	Super Comp Top
<b>(H)</b> Includes: One 251-270B Cabinet, one top, one panel leg, one footrest.				
72" x 28"	<b>251-881</b>	<b>251-882</b>	<b>251-883</b>	<b>251-884</b>
<b>(I)</b> Includes: Two 251-270SLB Cabinets, one top.				
72" x 28"	<b>251-885</b>	<b>251-886</b>	<b>251-887</b>	<b>251-888</b>

### COLOR INFORMATION *choose from the following*

To specify color(s) for Lyon Modular Drawer Cabinets TWO PREFIX LETTERS must be added to the catalog number. The first letter identifies the CABINET COLOR, while the second letter identifies the DRAWER COLOR. Example: BP 251-815 designates a Wedgewood Blue (B) cabinet with Putty (P) drawers.

- Dove Gray**  
Add prefix **D** to Cat. No.
- Putty**  
Add prefix **P** to Cat. No.
- Wedgewood Blue**  
Add prefix **B** to Cat. No.

- Cardinal Red**  
Add prefix **H** to Cat. No.
- Forest Green**  
Add prefix **J** to Cat. No.
- Black**  
Add prefix **K** to Cat. No.