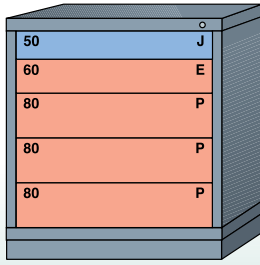
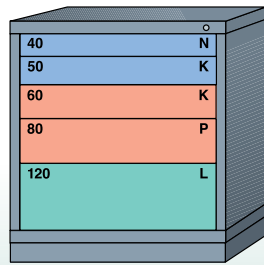


# with or without Drawer Layout Kits



104 compartments  
in 5 drawers  
**No. 250-350B**  
Single Drawer Access  
**No. 251-350B**  
Multiple Drawer Access

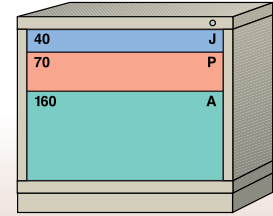


92 compartments  
in 5 drawers  
**No. 250-350-1003**  
Single Drawer Access  
**No. 251-350-1003**  
Multiple Drawer Access

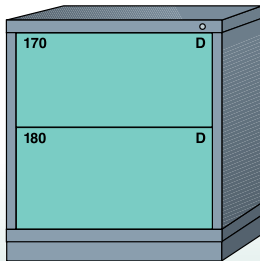
## Desk-High (26<sup>7</sup>/<sub>8</sub>" H) Cabinets

Add tops to create desklike work stations, or stack to increase storage density within the same floor space.


Compatible with all other Platinum Series modular drawer cabinets shown on preceding pages.



50 compartments  
in 3 drawers  
**No. 250-270A**  
Single Drawer Access  
**No. 251-270A**  
Multiple Drawer Access



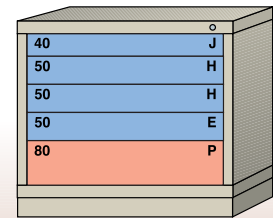
16 compartments  
in 2 drawers  
**No. 250-350-1005**  
Single Drawer Access  
**No. 251-350-1005**  
Multiple Drawer Access



One shelf behind lockable door  
**No. 251-350-1006**

**QUICK**  
7 WORKING DAYS  
**SHIP**

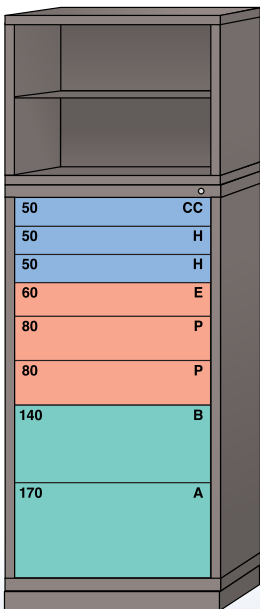
**To order cabinets with layout kits, see "HOW TO ORDER" instructions at left**



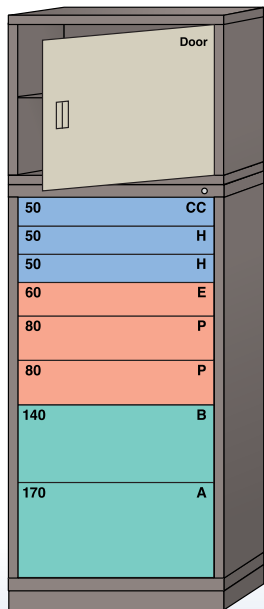
144 compartments  
in 5 drawers  
**No. 250-270B**  
Single Drawer Access  
**No. 251-270B**  
Multiple Drawer Access

SEE ADDITIONAL MODULAR DRAWER SELECTIONS ON PRECEDING PAGES.

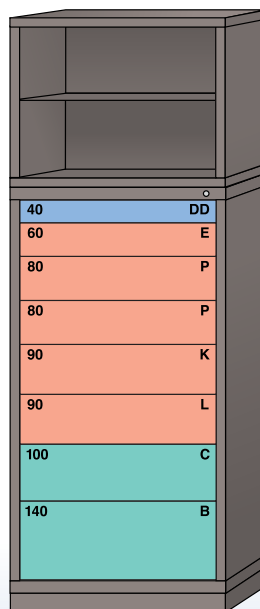
## Shelf Cabinet Configurations



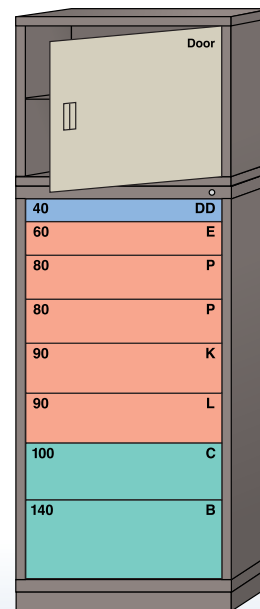
150 compartments  
in 8 drawers  
Height: 86"  
**No. 250-950C**  
Single Drawer Access  
**No. 251-950C**  
Multiple Drawer Access



150 compartments  
in 8 drawers  
Height: 86"  
**No. 250-950D**  
Single Drawer Access  
**No. 251-950D**  
Multiple Drawer Access



181 compartments  
in 8 drawers  
Height: 86"  
**No. 250-950E**  
Single Drawer Access  
**No. 251-950E**  
Multiple Drawer Access



181 compartments  
in 8 drawers  
Height: 86"  
**No. 250-950F**  
Single Drawer Access  
**No. 251-950F**  
Multiple Drawer Access

**QUICK**  
7 WORKING DAYS  
**SHIP**