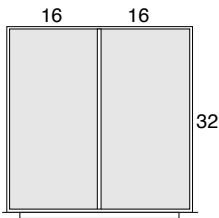


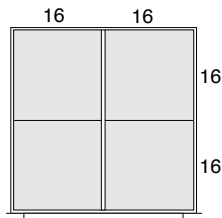
# Pre-Engineered Drawer Layout Kits

As pictured below, pre-engineered kits consisting of galvanized partitions and dividers establish multiple compartments for various modular drawers. Listed are the catalog numbers for each kit, alongside the DRAWERS in which each kit will fit.



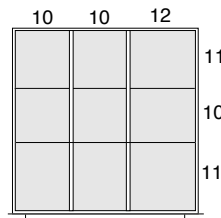
**(A)** 2 compartments  
12 1/4" w x 25 1/8" d

Cat. No.	Drawers
240-A45	40 & 50
240-A67	60 & 70
240-A89	80 & 90
240-A100	100+



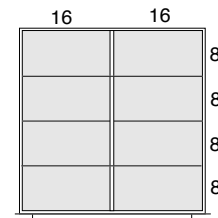
**(B)** 4 compartments  
12 1/4" w x 12 1/4" d

Cat. No.	Drawers
240-B45	40 & 50
240-B67	60 & 70
240-B89	80 & 90
240-B100	100+



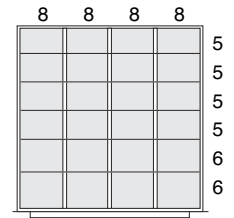
**(C)** 9 compartments  
7 1/2" w x 7 1/2" d to  
9 1/2" w x 8 1/4" d

Cat. No.	Drawers
240-C45	40 & 50
240-C67	60 & 70
240-C89	80 & 90
240-C100	100+



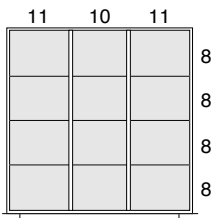
**(D)** 8 compartments  
12 1/4" w x 5 7/8" d

Cat. No.	Drawers
240-D45	40 & 50
240-D67	60 & 70
240-D89	80 & 90
240-D100	100+



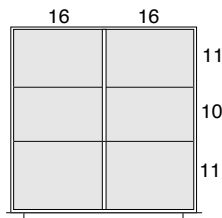
**(E)** 24 compartments  
5 7/8" w x 3 1/2" d &  
5 7/8" w x 4 1/4" d

Cat. No.	Drawers
240-E45	40 & 50
240-E67	60 & 70
240-E89	80 & 90
240-E100	100+



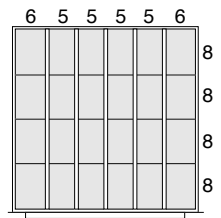
**(L)** 12 compartments  
8 1/4" w x 5 7/8" d &  
7 1/2" w x 5 7/8" d

Cat. No.	Drawers
240-L45	40 & 50
240-L67	60 & 70
240-L89	80 & 90
240-L100	100+



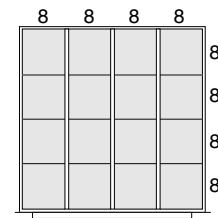
**(M)** 6 compartments  
12 1/4" w x 7 1/4" d to 8 1/4" d

Cat. No.	Drawers
240-M45	40 & 50
240-M67	60 & 70
240-M89	80 & 90
240-M100	100+



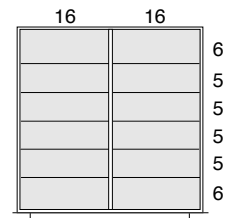
**(N)** 24 compartments  
3 1/2" w x 5 7/8" d &  
4 1/4" w x 5 7/8" d

Cat. No.	Drawers
240-N45	40 & 50
240-N67	60 & 70
240-N89	80 & 90
240-N100	100+



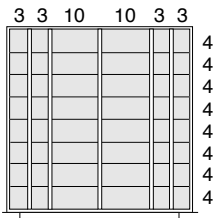
**(P)** 16 compartments  
5 7/8" w x 5 7/8" d

Cat. No.	Drawers
240-P45	40 & 50
240-P67	60 & 70
240-P89	80 & 90
240-P100	100+



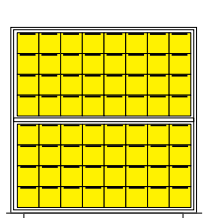
**(R)** 12 compartments  
12 1/4" w x 3 3/8" d to  
4 1/4" d

Cat. No.	Drawers
240-R45	40 & 50
240-R67	60 & 70
240-R89	80 & 90
240-R100	100+



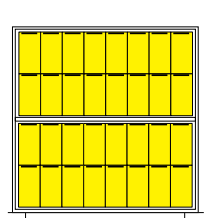
**(Z)** 48 compartments  
1 7/8" w x 2 3/4" d to  
7 1/4" w x 2 3/4" d

Cat. No.	Drawers
240-Z45	40 & 50
240-Z67	60 & 70
240-Z89	80 & 90
240-Z100	100+



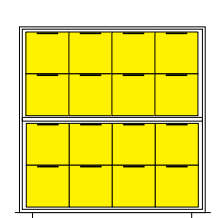
**(AA)** 64 Plastic Bins  
3" w x 3" d and partition

Cat. No.	Drawers
240-AA45	40 & 50
240-AA67	60 & 70



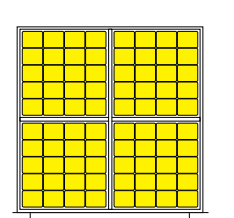
**(BB)** 32 Plastic Bins  
3" w x 6" d and partition

Cat. No.	Drawers
240-BB45	40 & 50
240-BB67	60 & 70



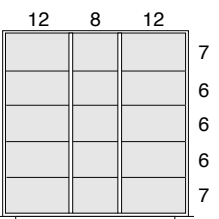
**(CC)** 16 Plastic Bins  
6" w x 6" d and partition

Cat. No.	Drawers
240-CC45	40 & 50
240-CC67	60 & 70



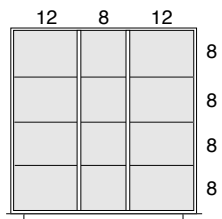
**(DD)** Four 20-compartment Quarter Trays

Cat. No.	Drawers
240-DD45	40 & 50



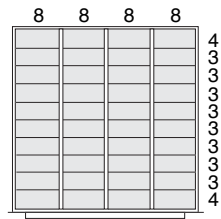
**(KK)** 15 compartments  
5 7/8" w x 4 1/4" d to  
9 1/2" w x 5 1/8" d

Cat. No.	Drawers
240-KK45	40 & 50
240-KK67	60 & 70
240-KK89	80 & 90
240-KK100	100+



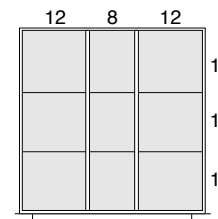
**(LL)** 12 compartments  
5 7/8" w x 5 7/8" d to  
9 1/2" w x 5 7/8" d

Cat. No.	Drawers
240-LL45	40 & 50
240-LL67	60 & 70
240-LL89	80 & 90
240-LL100	100+



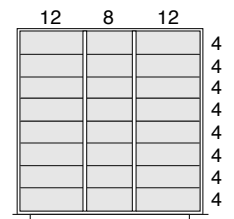
**(MM)** 40 compartments  
5 7/8" w x 1 3/8" d to  
5 7/8" w x 2 3/8" d

Cat. No.	Drawers
240-MM45	40 & 50
240-MM67	60 & 70
240-MM89	80 & 90
240-MM100	100+



**(NN)** 9 compartments  
5 7/8" w x 7 1/4" d to  
9 1/2" w x 8 3/4" d

Cat. No.	Drawers
240-NN45	40 & 50
240-NN67	60 & 70
240-NN89	80 & 90
240-NN100	100+



**(RR)** 18 compartments  
5 7/8" w x 2 3/4" d to  
9 1/2" w x 2 3/4" d

Cat. No.	Drawers
240-RR45	40 & 50
240-RR67	60 & 70
240-RR89	80 & 90
240-RR100	100+