

Cantilever Library Shelving



ESTEY
A DIVISION OF TENNSCO CORP.

Shelving Without Compromise

Estey cantilever library shelving is designed to hold up to the heaviest use and still maintain its great looks. All our shelving components are powder coated with a paint finish far superior to the industry standard. A concealed leveling system adapts to conditions for maximum stability, without loose shims. Numerous quality construction features provide durability, practicality and flexibility to meet your storage needs to offer years of quality performance.

Estey Shelving meets or exceeds all test criteria as required by the ALA (Library Technology Reports November/December 1998 issue.)

Function



Estey Library Shelving offers a functionality unavailable in other shelving systems. This is a system that performs not only today, but tomorrow as well.

Adaptability



Your Library is very different from other libraries. Estey Shelving is designed on this premise. You'll find a system that accommodates *your* needs, not the other way around.


Aesthetics



Library shelving is not only functional but also represents a large aesthetic component in your library environment. Estey Library Shelving allows you to make either an impressive aesthetic statement or simply blend with your existing appearance.

Choice and Flexibility

With Estey Cantilever Shelving you have virtually limitless choices! Select units pre-configured to meet your needs, or choose individual components with the features you want to create a customized system for your specific storage requirements. Choose a welded frame or wall hung columns that accept all components or accessory items. Take your pick of numerous base, display and storage shelves. Add the accessories and options it takes to meet your unique storage applications. With Estey's fully-interchangeable components, you have the choice and flexibility you need.



ESTEY

A DIVISION OF TENNSCO CORP.

Versatility

The Estey shelving system is remarkably accommodating to your needs. Components are fully interchangeable, and the system adapts itself to specialty items like DVDs and newspapers as easily as it does to books. You have the freedom to expand or reconfigure as your needs change. The elegant system style, the luster of powder-coated paint finish and the accent of wood trim enhances the heavy gauge steel construction of the workhorse shelving system underneath. Form and function are united in Tennsco Estey Library Shelving.*

**Supplied by local Estey Dealer*

Children's Public Library



High School Library



College Library




Law Library



Multi Tier Arrangement Library





Long-Lasting Finish

Premium powder coating offers great looks and long-lasting performance.

Practical Design

Obstruction-free weld frame design.

No Sway Braces

Elimination of sway braces allows oversize media to pass the center line of the bookstack.

Flexible Design

Adjustable on 1" centers in a 6" repeat pattern to meet your specific needs.

Superior Uprights

Superior multibend uprights with twice the right angle bends (16) of other systems.

Choice of Bases

Choose standard one-piece base shelf construction or optional two-piece adjustable base with recessed kick plate.

Quality Construction for Simple Rearrangements

True unit construction to simplify rearranging bookstacks when needed.

Increased Storage Flexibility

No sway braces – allows you to store over-sized media past the center line of bookstack.

Rounded End Brackets to Protect Books

End brackets have smooth, rounded edges which prevent knifing of books.

Extra Wide Upright

2½" deep profile provides extra lateral stability. (2" deep profile also available.)

Sturdy Brackets

All brackets have a dimple design which allows shelf to lock into end brackets.

Adjustable Levelers for Maximum Stability

Six-point, fully-adjustable levelers on each double-face section – four-point on each single-face section.

ESTEY

A DIVISION OF TENNSCO CORP.

Weld Frame (WF) Closed Base Shelf

Single Face**



Height	Levels	Shelf Depth	Base Depth	Catalog #*	Height	Levels	Shelf Depth	Base Depth	Catalog #*
42"	3	8"	8"	WF41080	84"	7	8"	8"	WF81080
		8"	10"	WF41082			8"	10"	WF81082
		9"	9"	WF41090			9"	9"	WF81090
		9"	10"	WF41091			9"	10"	WF81091
		10"	10"	WF41100			10"	10"	WF81100
		10"	12"	WF41102			10"	12"	WF81102
66"	5	8"	8"	WF61080	90"	7	8"	8"	WF91080
		8"	10"	WF61082			8"	10"	WF91082
		9"	9"	WF61090			9"	9"	WF91090
		9"	10"	WF61091			9"	10"	WF91091
		10"	10"	WF61100			10"	10"	WF91100
		10"	12"	WF61102			10"	12"	WF91102
78"	6	8"	8"	WF71080	90"	7	8"	8"	WF91080
		8"	10"	WF71082			8"	10"	WF91082
		9"	9"	WF71090			9"	9"	WF91090
		9"	10"	WF71091			9"	10"	WF91091
		10"	10"	WF71100			10"	10"	WF91100
		10"	12"	WF71102			10"	12"	WF91102
		12"	12"	WF71120			12"	12"	WF91120

* If adjustable base is desired, change the prefix "WF" to "WA" Example: WA91120

** All single face shelving must be wall anchored

2" weld frames are also available. For details, please call factory.

NOTE: When 30" wide units are desired, add the number "3" to the catalog number, e.g., WF411003. When 24" wide units are desired, add the number "2" to the catalog number, e.g. WF411002.

Double Face



Height	Levels	Shelf Depth	Base Depth	Catalog #*	Height	Levels	Shelf Depth	Base Depth	Catalog #*
42"	3	8"	16"	WF42080	84"	7	8"	16"	WF82080+
		8"	20"	WF42082			8"	20"	WF82082
		9"	18"	WF42090			9"	18"	WF82090+
		9"	20"	WF42091			9"	20"	WF82091
		10"	20"	WF42100			10"	20"	WF82100+
		10"	24"	WF42102			10"	24"	WF82102
66"	5	8"	16"	WF62080	90"	7	8"	16"	WF92080+
		8"	20"	WF62082			8"	20"	WF92082
		9"	18"	WF62090			9"	18"	WF92090+
		9"	20"	WF62091			9"	20"	WF92091
		10"	20"	WF62100			10"	20"	WF92100+
		10"	24"	WF62102			10"	24"	WF92102
78"	6	8"	16"	WF72080	90"	7	8"	16"	WF92080+
		8"	20"	WF72082			8"	20"	WF92082
		9"	18"	WF72090+			9"	18"	WF92090+
		9"	20"	WF72091			9"	20"	WF92091
		10"	20"	WF72100+			10"	20"	WF92100+
		10"	24"	WF72102			10"	24"	WF92102
		12"	24"	WF72120+			12"	24"	WF92120+

* If adjustable base is desired, change the prefix "WF" to "WA" Example: WA92120

+ Overhead top bracing required

2" weld frames are also available. For details, please call factory.

NOTE: When 30" wide units are desired, add the number "3" to the catalog number, e.g., WF421003. When 24" wide units are desired, add the number "2" to the catalog number, e.g. WF421002.

NOTE: All depths are nominal. Contact local Estey dealer for actual depths.

Weld Frame (WF) Divider Type

Single Face**

WITH FIVE ADJUSTABLE DIVIDERS PER SHELF



Height	Levels	Shelf Depth	Base Depth	Catalog #*	Height	Levels	Shelf Depth	Base Depth	Catalog #*
42"	3	10"	10"	WD41100	84"	7	10"	10"	WD81100
		10"	12"	WD41102			10"	12"	WD81102
		10"	13"	WD41103			10"	13"	WD81103
		12"	12"	WD41120			10"	13"	WD81120
		13"	13"	WD41130			13"	13"	WD81130
		13"	16"	WD41133			13"	16"	WD81133
66"	5	10"	10"	WD61100	90"	7	10"	10"	WD91100
		10"	12"	WD61102			10"	12"	WD91102
		10"	13"	WD61103			10"	13"	WD91103
		12"	12"	WD61120			12"	12"	WD91120
		13"	13"	WD61130			13"	13"	WD91130
		13"	16"	WD61133			13"	16"	WD91133
78"	6	10"	10"	WD71100	93"	8	10"	10"	WD01100
		10"	12"	WD71102			10"	12"	WD01102
		10"	13"	WD71103			10"	13"	WD01103
		12"	12"	WD71120			12"	12"	WD01120
		13"	13"	WD71130			13"	13"	WD01130
		13"	16"	WD71133			13"	16"	WD01133

* If adjustable base is desired, change the prefix "WD" to "WDA". Example: WDA71133

** All single face shelving must be wall anchored

2" weld frames are also available. For details, please call factory.

NOTE: When 30" wide units are desired, add the number "3" to the catalog number, e.g., WD411003. When 24" wide units are desired, add the number "2" to the catalog number, e.g. WD411002.

Double Face



Height	Levels	Shelf Depth	Base Depth	Catalog #*	Height	Levels	Shelf Depth	Base Depth	Catalog #*
42"	3	10"	10"	WD42100	84"	7	10"	20"	WD82100+
		10"	24"	WD42102			10"	24"	WD82102+
		10"	26"	WD42103			10"	26"	WD82103+
		12"	24"	WD42120			12"	24"	WD82120+
		13"	26"	WD42130			13"	26"	WD82130
		13"	32"	WD42133			13"	32"	WD82133+
66"	5	10"	20"	WD62100	90"	7	10"	20"	WD92100
		10"	24"	WD62102			10"	24"	WD92102+
		10"	26"	WD62103			10"	26"	WD92103
		12"	24"	WD62120			12"	24"	WD92120+
		13"	26"	WD62130			13"	26"	WD92130+
		13"	32"	WD62133			13"	32"	WD92133
78"	6	10"	20"	WD72100+	93"	8	10"	20"	WD02100+
		10"	24"	WD72102			10"	24"	WD02102
		10"	26"	WD72103			10"	26"	WD02103+
		12"	24"	WD72120+			12"	24"	WD02120
		13"	26"	WD72130+			13"	26"	WD02130+
		13"	32"	WD72133			13"	32"	WD02133

* If adjustable base is desired, change the prefix "WD" to "WDA". Example: WDA72133

+ Overhead top bracing required

2" weld frames are also available. For details, please call factory.

NOTE: When 30" wide units are desired, add the number "3" to the catalog number, e.g., WD421003. When 24" wide units are desired, add the number "2" to the catalog number, e.g. WD421002.

NOTE: All depths are nominal. Contact local Estey dealer for actual depths.

ESTEY

A DIVISION OF TENNSCO CORP.

Periodical Display Units



Sloping periodical shelving with flat storage shelf. With 12" storage shelves & 12" Base single face or 24" Base double face.

SINGLE FACE

Height	Sloping Shelves	Storage Levels	Catalog #*
42"	3	3	WP41120
66"	4	4	WP61120
78"	5	5	WP71120
84"	6	6	WP81120
90"	6	6	WP91120

* If adjustable base is desired, change the prefix "WP" to "WPA". Example: WPA72133
NOTE: Display shelf is 14" high

DOUBLE FACE

Height	Sloping Shelves	Storage Levels	Catalog #*
42"	6	6	WP42120
66"	8	8	WP62120
78"	10	10	WP72120
84"	12	12	WP82120
90"	12	12	WP92120

NOTE: When 30" wide units are desired, add the number "3" to the catalog number, e.g., WP411203.
When 24" wide units are desired, add the number "2" to the catalog number, e.g., WP411202.

NOTE: All depths are nominal. Contact local Estey dealer for actual depths.

Display Shelf Units



Sloping display unit is ideal for displaying various periodicals, new books, or other media items. Lower shelves are sloped 10° for better visualization. Shelves are 7"d actual.

SINGLE FACE

Height	Sloping Shelves	Storage Levels	Catalog #*
42"	1	2	DAS436
66"	2	3	DAS636
84"	3	4	DAS836
90"	3	4	DAS936

NOTE: Display shelf is 14" high

DOUBLE FACE

Height	Sloping Shelves	Storage Levels	Catalog #*
42"	2	4	DAD436
66"	4	6	DAD636
84"	6	8	DAD836
90"	6	8	DAD936

NOTE: When 30" wide units are desired, add the number "3" to the catalog number, e.g., WP411203.
When 24" wide units are desired, add the number "2" to the catalog number, e.g., WP411202.

NOTE: All depths are nominal. Contact local Estey dealer for actual depths.

Frames

Welded Frames



WELDED FRAMES

Height	Catalog Number*
42"	W4236
54"	W5436
66"	W6636
78"	W7836
84"	W8436
90"	W9036
93"	W9336

SEISMIC SWAY BRACES

Height	Catalog Number*
66" & 78"	SSBR6036A
84", 90", 93"	SSBR7336A

2" Welded Frames



WELDED FRAMES

Height	Catalog Number*
42"	W2-4236
54"	W2-5436
66"	W2-6636
78"	W2-7836
84"	W2-8436
90"	W2-9036
93"	W2-9336

SEISMIC SWAY BRACES

Height	Catalog Number*
66" & 78"	SSBR6036A
84", 90", 93"	SSBR7336A


Seismic Welded Frames



Eliminates the need for sway braces.

Height	Catalog Number*
78"	SWF7836
84"	SWF8436
90"	SWF9036

Wall Hung Columns



One-Piece Wall Hung Column Strip. Designed to accept all components or accessory items, 1 1/2"w x 1"d. Special heights available.

Height	Catalog Number
30"	PILWCH30
42"	PILWCH42
54"	PILWCH54
66"	PILWCH66
78"	PILWCH78
84"	PILWCH84
90"	PILWCH90

Transverse Overhead Top Tie Bracing



Channel construction top tie furnished in 9 foot lengths for use with free standing and open base bookstack.

Type	Catalog Number
Weld Frame	OTBW9

Welded Frame Extender



Add to existing frames for more space. Available in a variety of sizes with a 12" minimum.

Size	Catalog Number
36"w x 12"h	WFEXT3612A
36"w x 18"h	WFEXT3618A
36"w x 24"h	WFEXT3624A
36"w x 30"h	WFEXT3630A

*Frames are 36" wide. For 30" wide change catalog number to end with 30, e.g. Wxx30.

ESTEY

A DIVISION OF TENNSCO CORP.

Base Shelves

Closed Base Shelves



One piece construction comes complete with base brackets. Special widths or depths available. If adjustable base required change "WB" to "WA". Example WAxxxxA.

Single Faced

Shelf Depth	Catalog Number*
08"	WB3608A
09"	WB3609A
10"	WB3610A
12"	WB3612A
13"	WB3613A
16"	WB3616A

Double Faced

Shelf Depth	Catalog Number*
16"	WB3616DA
18"	WB3618A
20"	WB3620A
24"	WB3624A
26"	WB3626A
32"	WB3632A

Closed Base Shelves With Dividers



Slotted on 1" centers for dividers, with 5" backstop. Five adjustable dividers provided with 36" width. If adjustable base required add "A" to Prefix. Example TBDSAxxxx.

Single Faced

Shelf Depth	Catalog Number*
10"	TBDS3610
12"	TBDS3612
13"	TBDS3613
16"	TBDS3616

Double Faced

Shelf Depth	Catalog Number*
20"	TBDD3620
24"	TBDD3624
26"	TBDD3626
32"	TBDD3632

Sloping Base Shelves



The sloping base shelves aid visually for items displayed on the bottom shelf. Available in fixed base only.

Single Faced

Shelf Depth	Catalog Number*
09"	WSB3609A
10"	WSB3610A
12"	WSB3612A

Double Faced

Shelf Depth	Catalog Number*
18"	WSB3618A
20"	WSB3620A
24"	WSB3624A

* For 30" wide items, change "36" in catalog number to 30 e.g., WSB3010A, BL3009A etc.

NOTE: All depths are nominal. Contact local Estey dealer for actual depths.

Base & Adjustable Shelves

Video Sloping Base Shelves



Sloping base shelf. Slotted on 1" centers for dividers, with 5" integral backstop. Six adjustable dividers provided with 36" wide, 9° slope.

Single Faced

Size	Catalog Number*
36"w x 12" d	VC3612A
6 dividers	

Double Faced

Size	Catalog Number*
36"w x 24" d	VC3612DA
12 dividers	

Integral Back Base Shelves



If adjustable base is required, change catalog number to WIBBSAxxxxA. Includes one wire divider per opening.

Single Faced

Size	Catalog Number*
08"	WIBBS3608A
09"	WIBBS3609A
10"	WIBBS3610A
12"	WIBBS3612A
13"	WIBBS3613A
16"	WIBBS3616A

Double Faced

Size	Catalog Number*
18"	WIBBS3618A
20"	WIBBS3620A
24"	WIBBS3624A
26"	WIBBS3626A
32"	WIBBS3632A

Divider Only

Size	Catalog Number*
08" d	EWD-1
12" d	EWD-2

Adjustable Shelves



Includes brackets. Can be furnished in special widths or depths.

Shelf Depth	Catalog Number*	Shelf Depth	Catalog Number*
08"	BL3608A	14"	BL3614A
09"	BL3609A	15"	BL3615A
10"	BL3610A	16"	BL3616A
11"	BL3611A	18"	BL3618A
12"	BL3612A	19"	BL3619A
13"	BL3613A		

Adjustable Divider Shelves



Slotted on 1" centers to accommodate dividers. Includes 5" back and brackets. Five dividers provided with each 36" shelf.

Shelf Depth	Catalog Number*
10"	DS3610A
11"	DS3611A
12"	DS3612A
13"	DS3613A
16"	DS3616A

* For 30" wide items, change 36" in catalog number to 30 e.g., WSB3010A, BL3009A etc.

NOTE: All depths are nominal. Contact local Estey dealer for actual depths.

ESTEY

A DIVISION OF TENNSCO CORP.

Specialty Shelves

Periodical Display Shelves



Sloped for display. Note: periodical surface is 14" high.

Size **Catalog Number***
 36"w x 12"d PDS3612A
 36"w x 12"d PDS3612ACLH+
 +Includes continuous label holder

Periodical Display Shelves With Plexiglass Cover



Sloped for display. Fixed or pivot optional. Note: periodical surface is 14" high.

Shelf Depth **Catalog Number***
 36"w x 12"d PDSCA

Sloped Display Shelves



Sloped for display. Fixed or pivot optional. Note: periodical surface is 12" high.

Size **Catalog Number***
 36"w x 12"d SDS3612A
 36"w x 12"d SDS3612ACLH+
 +Includes continuous label holder

Sloped Display Shelves With Plexiglass Cover



Sloped for display. Note: periodical surface is 12" high.

Size **Catalog Number***
 36"w x 12" d SDSCA

Princeton File Box



Displays materials on a sloping shelf, while enclosing stored materials behind the shelf to protect from dust and sunlight.

Size **Catalog Number***
 36"w x 16"d x 16"h KDPRBOXA

Princeton File Box With Plexiglass Cover



Displays materials on a sloping shelf, while enclosing stored materials behind the shelf to protect from dust and sunlight.

Size **Catalog Number***
 36"w x 16"d x 16"h – 1 piece plexiglass KDPRBOX1PA
 36"w x 16"d x 16"h – 2 piece plexiglass KDPRBOX2PA

* For 30" wide items change 36" in catalog number to 30, e.g., IN3010A, SRS3008A, etc.

NOTE: All depths are nominal. Contact local Estey dealer for actual depths.

Specialty Shelves

Sliding Reference Shelves



Sturdy full extension slides attach to underside of adjustable shelf (furnished separately). For double faced units use two reference shelves.

Size	Catalog Number*	Size	Catalog Number*
36"w x 08"d	SRS3608A	36"w x 10"d	SRS3610A
36"w x 09"d	SRS3609A	36"w x 12"d	SRS3612A

Video Cassette/Paperback Book Shelf



Slopes to allow convenient viewing of spines on paperbacks and video cassettes. Six adjustable dividers included.

Size	Catalog Number*	Size	Catalog Number*
36"w x 06"d	VCS3607A	36"w x 07"d	VCS3608A
Divider only	DIV07		

Tu-bar Shelves



Includes infinitely adjustable divider. Compressor block can be installed on shelf surface or hung from bottom of shelf.

Shelf Depth	Catalog Number*	Height	Compressor
36"w x 10"d	SSC3610A	06"	SC6
36"w x 12"d	SSC3612A	09"	SC9

Storage Shelves



Use with sloped display shelves, or any place where a flat shelf is desired.

Shelf Depth	Catalog Number*	Shelf Depth	Catalog Number*
36"w x 10"d	IN3610A	36"w x 15"d	IN3615A
36"w x 12"d	IN3612A	36"w x 16"d	IN3616A
36"w x 13"d	IN3613A	36"w x 18"d	IN3618A
36"w x 14"d	IN3614A	36"w x 19"d	IN3619A

Integral Back Shelves



Built-In 2" backstop keeps items organized. Includes brackets and one wire divider per opening.

Size	Catalog Number*	Size	Catalog Number*
36"w x 08"d	BLIB3608A	36"w x 12"d	BLIB3612A
36"w x 09"d	BLIB3609A	36"w x 13"d	BLIB3613A
36"w x 10"d	BLIB3610A	36"w x 16"d	BLIB3616A
36"w x 11"d	BLIB3611A		

One-Piece Divider Shelf With Back



Built-In 6 3/8" backstop keeps items organized. Shown with standard-sized divider (DIVxx), not included. Dividers shown on page 17.

Size	Catalog Number*	Size	Catalog Number*
24"w x 10"d	BDA2410	30"w x 12"d	BDA3012
24"w x 12"d	BDA2412	36"w x 10"d	BDA3610
30"w x 10"d	BDA3010	36"w x 12"d	BDA3612

* For 30" wide items change 36" in catalog number to 30, e.g., IN3010A, SRS3008A, etc.

NOTE: All depths are nominal. Contact local Estey dealer for actual depths.

ESTEY

A DIVISION OF TENNSCO CORP.

Specialty Shelves

Double Tier Video Cassette Shelf



Use with Compact Discs, Video Cassettes or paperbacks for maximum storage. Sloped with 6 dividers per level. Holds 60 Videotapes or 160 Compact Discs.

Size 36"w x 14"d x 12"h
Catalog Number* VCDT3614

Metal Browsing Box



Storage space ideal for storing all media items. Includes 2 wire dividers.

Size 36"w x 15 1/16"d x 5 1/2"h
Catalog Number* BRB3605A
Divider Only BRBWD

Double Tier Browsing Box




Two levels of storage space, ideal for storing all media items. Dividers (sold separately) can be placed to hold as many CDs per section as desired. Capacity: 156 CDs, 168 cassette tapes or 56 VHS videotapes (more than competing models.)

Size 36"w x 16"d x 8"d
Catalog Number* DTBRB36A
Wire Divider DTWD

* For 30" wide items change 36" in catalog number to 30, e.g., IN3010A, SRS3008A, etc.

NOTE: All depths are nominal. Contact local Estey dealer for actual depths.

Microfilm/Audio Cassette Shelf



Ideal for storing microfilm or audio cassettes. Capacity: 100 cassettes.

Size 36"w x 10"d
Catalog Number* SPMF36A

Pullout Browsing Box



Ideal for storing all media types. Pull-out feature permits tighter storage because no space is needed above the box to allow access to stored items.

Size 36"w x 11"d
Catalog Number* XBRB3611A
 Holds 144 Audiocassettes, 126 CDs or 42 VHS tapes

Size 36"w x 14"d
Catalog Number* XBRB3614A
 Holds 192 Audiocassettes, 174 CDs or 54 VHS tapes

Accessories

Zig-Zag Shelf



Sloped shelf with paperback insert. Ideal for displaying audio cassette or paperback books.

Size
36"w x 7"d

Catalog Number*
ZZ3608A

Insert Only
ZZPD

Shelf Filler



Fills the space between adjustable shelves on double sided units providing a clear-through surface.

Size
33"w x 2 5/8"d

Catalog Number
SHFIL36

Work Shelf And Brackets



24" deep plastic shelf supported by two steel triangular brackets for work surface within stack usage. Must state desired finish of work shelf.

Size
24"d x 27-1/2" h

Catalog Number*
LC54A

Legs Only
LCL

Brackets Only

Leftside LCBRK24L
Rightside LCBRK24R

Reversible Back Stop & Wire Divider



One side is regular backstop. Reverse and the other side is sliding support backstop.

Size
36"w x 2"h

Catalog Number

Back Stop RBS36
Wire Divider BSWBS



Media Hanger Rack



Consists of brackets with hanger rod for clear-view plastic media bags.

Size
36"w x 6 1/2"d x 4 1/4"h

Catalog Number*
HB36A

Base Filler Closures



Use on adjustable base shelves to fill space between uprights.

Catalog Number
Weld Frame BFC36
For Mobile Carriage BCC36

Newspaper Racks



Display newspapers. Newspaper sticks are included.

Size
12"d x 14" h

Catalog Number*
NPR6

Size
12"d x 22"h

Catalog Number*
NPR10

(6 Holders)

(10 Holders)

Offset Center Backstop



Eliminates the need for individual backstops.

Size
Low Profile
36"w x 2"h
High Profile (Shown in above photo)
36"w x 3 9/32"h

Catalog Number
CBSS36

CBS36

*For 30" wide items change 36" in catalog number to 30, e.g., BRB3005A, BL3008A etc.

ESTEY

A DIVISION OF TENNSCO CORP.

Accessories

Cabinets



Ideal for storing valuable items that need to be secured. Includes flipper door and lock. Frames hold trays that store various media items.

Cabinet only

Size 36"w x 17 5/8"d x 15 1/2"h
Catalog Number FDCB36L

Cabinet with 1 pull-out frame

Size 36"w x 17 5/8"d x 15 1/2"h
Catalog Number CBF36LFA

Cabinet with 2 pull-out frames

Size 36"w x 17 5/8"d x 15 1/2"h
Catalog Number CBF36L2FA

Frame only

Size 33 3/8"w x 16"d
Catalog Number FRAME36A

Shelf Label Holder



Plastic clip-on holder for 5/8" x 5" card.

Size 5 1/2"w x 3/4"h
Catalog Number SLH

Range Finder & Card Holders



For use on end panels or uprights for identification of range contents. Holds 3" x 5" cards. Finished in black. Attaches with double sided tape.

Range Finder

Size 6 3/4"d x 3 1/8"h
Catalog Number RFP6

Card Holders

	Size	Catalog Number*
Double Card Holder	10 1/4"w x 3 1/8"h	DCH-B
Cast Aluminum	5 5/8"w x 3 1/2"h	SCH-CA
Single Card Holder	5 1/4"w x 3 1/8"h	SCH-B

Shelf Dividers



Size	Catalog Number	
7"d x 6"h	DIV07	Standard, durable dividers which work on many Estey shelving products.
9"d x 7 1/2"h	DIV09	
12"d x 7 1/2"h	DIV12	

*For 30" wide items change 36" in catalog number to 30, e.g., BRB3005A, BL3008A etc.

Metal trays



Handy metal trays store a wide variety of media. Use alone or in conjunction with Estey cabinets.

Metal Tray – Compact Disc

Size	Catalog Number	Divider Only
5"w x 4 3/8"d x 4 1/2"h	TRCD514A	CDD-1

Metal Tray Audio Cassettes

Size	Catalog Number	Divider Only
4 7/16"w x 14 3/8"d x 3 1/8"h	TRAC414A	ACD-1

Metal Tray – VHS Tapes

Size	Catalog Number	Divider Only
7 5/8"w x 14 3/8"d x 3 1/8"h	TRVHS714A	VHSD-1

Metal Tray – 3 x 5 Cards

Size	Catalog Number	Divider Only
5 1/8"w x 2 3/4"d	TRCRD3X5A	CRDD-1

Metal Tray – Microfiche

Size	Catalog Number	Divider Only
6 3/16"w x 14 3/8"d x 4 1/2"h	TRMF614A	MFD-1

Steel Book Supports



Findable – Unattached book support used on surface of shelves. Furnished with cork backing.

Hook On – Hooks onto return flange of adjustable shelves for rigid support.

Magnetic – Unattached book support used on surface of shelves furnished with magnetic strip.

	Height	Catalog Number	Height	Catalog Number	
Findable	6"	BSN6	Magnetic	6"	BSM6
	9"	BSN9		9"	BSM9
Hook On	6"	LOBS6			
	9"	LOBS9			

Wire Book Supports



Wire book support attaches to underside of shelf. Easily adjustable.

Type	Size	Catalog Number
"V"	6"h	WBS6
"V"	9"h	WBS9
"W"	7"h	WBSW7

Accessories

Canopy Brackets For Wood Tops



Used when wood or hard plastic canopy tops are used. For single faced units, use 1 pair. For double faced units, use 2 pairs. Each pair consists of one left and one right bracket. Wood top not included.

Size	1 Pair
08"	CTIB08S
09"	CTIB09S
10"	CTIB10S
12"	CTIB12S
13"	CTIB13S
16"	CTIB16S
18"	CTIB18S

Steel Canopy Tops



Keeps dust off your valuable materials. Includes attaching brackets.

Single Faced

Base Depth	Catalog Number*
08"	CTS3608
09"	CTS3609
10"	CTS3610
12"	CTS3612
13"	CTS3613
16"	CTS3616

Double Faced

Base Depth	Catalog Number*
16"	CTD3616
18"	CTD3618
20"	CTD3620
24"	CTD3624
26"	CTD3626
32"	CTD3632

Attaching Bracket also used to secure steel end panels. Each pair consists of one left and one right bracket.

Attaching Brackets

Base Depth	1 Pair	Base Depth	1 Pair
08"	CTB08S	12"	CTB12S
09"	CTB09S	13"	CTB13S
10"	CTB10S	16"	CTB16S

Canopy Signage



Easily identify special items or sections with this customizable label holder.

Size	Catalog Number
35 1/4" w x 1 3/4" h	CPSGN36

Lighting



Place anywhere more light is needed for display or referencing.

Size	Catalog Number
24" w x 6 1/2" d	ESLT-36

Wall Clip



Used to attach single face units to the wall for support.

Size	Catalog Number
3" w x 2" d x 1" h	WCLIP

Shelf Tilt Bracket



Converts standard shelves into sloping shelves for easy referencing.

Size	Catalog Number
1 1/4" w x 2" h	STB-LF STB-RT

Media Cart



Can be customized to carry any type of media. Basic media cart comes without shelves, allowing customer to choose shelves "a la Carte" to best suit the application. Carts come standard with one handle; for additional handle (as shown above left), see below.

Size	Catalog Number*
36" w x 30" h	EMC-3630A
36" w x 36" h	EMC-3636A
42" w x 36" h	EMC-4236A
Additional Handle	CH

Note: Base depth of cart is 26", but will vary depending on shelving selected.

*For 30" wide items, change catalog number to end with 30, e.g., CBS30, CTS3008, etc.

ESTEY

A DIVISION OF TENNSCO CORP.

Options

Steel End Panels & Backs

Optional attaching brackets available for added stability. See page 17 under Steel Canopy Tops.



STEEL BACKS

Size	Catalog Number
36"w x 42"h	WNB3642A
36"w x 66"h	WNB3666A
36"w x 78"h	WNB3678A
36"w x 84"h	WNB3684A
36"w x 90"h	WNB3690A

Slatwall End Panels & Attachments

Optional attaching brackets available for added stability. See page 17 under Steel Canopy Tops.



Shown with optional attachments which are not included.

SINGLE FACE END PANELS

Height	Base Depth	Catalog Number
42"	8"	WSP4208A
	9"	WSP4209A
	10"	WSP4210A
	12"	WSP4212A
	13"	WSP4213A
66"	16"	WSP4216A
	8"	WSP6608A
	9"	WSP6609A
	10"	WSP6610A
78"	12"	WSP6612A
	13"	WSP6613A
	16"	WSP6616A
	8"	WSP7808A
	9"	WSP7809A
84"	10"	WSP7810A
	12"	WSP7812A
	13"	WSP7813A
	16"	WSP7816A
	8"	WSP8408A
90"	9"	WSP8409A
	10"	WSP8410A
	12"	WSP8412A
	13"	WSP8413A
	16"	WSP8416A
93"	8"	WSP9308A
	9"	WSP9309A
	10"	WSP9310A
	12"	WSP9312A
	13"	WSP9313A
	16"	WSP9316A

DOUBLE FACE END PANELS

Height	Base Depth	Catalog Number
42"	16"	WDP4216A
	18"	WDP4218A
	20"	WDP4220A
	24"	WDP4224A
	26"	WDP4226A
66"	32"	WDP4232A
	16"	WDP6616A
	18"	WDP6618A
	20"	WDP6620A
78"	24"	WDP6624A
	26"	WDP6626A
	32"	WDP6632A
	16"	WDP7816A
	18"	WDP7818A
84"	20"	WDP7820A
	24"	WDP7824A
	26"	WDP7826A
	32"	WDP7832A
	16"	WDP8416A
90"	18"	WDP8418A
	20"	WDP8420A
	24"	WDP8424A
	26"	WDP8426A
	32"	WDP8432A
93"	16"	WDP9016A
	18"	WDP9018A
	20"	WDP9020A
	24"	WDP9024A
	26"	WDP9026A
	32"	WDP9032A

SINGLE FACE END PANELS

Height	Base Depth	Catalog Number
42"	12 3/4"	SWE-4210A
	13 3/4"	SWE-4211A
	14 3/4"	SWE-4212A
	15 3/4"	SWE-4213A
	16 3/4"	SWE-4214A
	17 3/4"	SWE-4215A
	18 3/4"	SWE-4216A
66"	12 3/4"	SWE-6610A
	13 3/4"	SWE-6611A
	14 3/4"	SWE-6612A
	15 3/4"	SWE-6613A
	16 3/4"	SWE-6614A
	17 3/4"	SWE-6615A
	18 3/4"	SWE-6616A
78"	12 3/4"	SWE-7810A
	13 3/4"	SWE-7811A
	14 3/4"	SWE-7812A
	15 3/4"	SWE-7813A
	16 3/4"	SWE-7814A
	17 3/4"	SWE-7815A
	18 3/4"	SWE-7816A
84"	12 3/4"	SWE-8410A
	13 3/4"	SWE-8411A
	14 3/4"	SWE-8412A
	15 3/4"	SWE-8413A
	16 3/4"	SWE-8414A
	17 3/4"	SWE-8415A
	18 3/4"	SWE-8416A
90"	12 3/4"	SWE-9010A
	13 3/4"	SWE-9011A
	14 3/4"	SWE-9012A
	15 3/4"	SWE-9013A
	16 3/4"	SWE-9014A
	17 3/4"	SWE-9015A
	18 3/4"	SWE-9016A

DOUBLE FACE END PANELS

Height	Base Depth	Catalog Number
42"	21 1/2"	SWE-4220A
	23 1/2"	SWE-4222A
	25 1/2"	SWE-4224A
	27 1/2"	SWE-4226A
	29 1/2"	SWE-4228A
	31 1/2"	SWE-4230A
	33 1/2"	SWE-4236A
66"	21 1/2"	SWE-6620A
	23 1/2"	SWE-6622A
	25 1/2"	SWE-6624A
	27 1/2"	SWE-6626A
	29 1/2"	SWE-6628A
	31 1/2"	SWE-6630A
	33 1/2"	SWE-6636A
78"	21 1/2"	SWE-7820A
	23 1/2"	SWE-7822A
	25 1/2"	SWE-7824A
	27 1/2"	SWE-7826A
	29 1/2"	SWE-7828A
	31 1/2"	SWE-7830A
	33 1/2"	SWE-7836A
84"	21 1/2"	SWE-8420A
	23 1/2"	SWE-8422A
	25 1/2"	SWE-8424A
	27 1/2"	SWE-8426A
	29 1/2"	SWE-8428A
	31 1/2"	SWE-8430A
	33 1/2"	SWE-8436A
90"	21 1/2"	SWE-9020A
	23 1/2"	SWE-9022A
	25 1/2"	SWE-9024A
	27 1/2"	SWE-9026A
	29 1/2"	SWE-9028A
	31 1/2"	SWE-9030A
	33 1/2"	SWE-9036A

Options

Corner Fillers



Used to make a corner for units placed at right angles to each other. Available in all heights and depths. Specify height and depth (*hddd*) when ordering. Over 93" high contact factory.

Height **Catalog Number**
42" to 93" SCFhdddA
Depths
08" to 32"

Intermediate Wall Fillers



Used to fill a void where two single faced units are joined at a right angle with a double faced unit. Available for all base shelf depths and frame heights. Specify height and depth (*hddd*) when ordering. Over 93" high contact factory.

Height **Catalog Number**
42" to 93" DCFhdddA
Depths
08" to 32"

Fixed Base Reinforcing Gussets



Used when *fixed base* shelving units are to be mounted on mobile carriage bases or when additional stabilization is required. Single face gussets must be specified left or right.

Single Face		Single Face	
08"	GS08LA	12"	GS12-1AL
08"	GS08RA	12"	GS12-1AR
09"	GS09LA	13"	GS13LA
09"	GS09RA	13"	GS13RA
10"	GS10-1AL	16"	GS16LA
10"	GS10-1AR	16"	GS16RA
Double Face		Double Face	
16"	GD08A	24"	GD12-1A
18"	GD09A	26"	GD13A
20"	GD10-1A	32"	GD16A

Adjustable Reinforcing Gussets



Used when *adjustable shelving* are used for a base and are to be mounted on mobile carriage bases only. Single face gussets must be specified left or right.

Single Face		Single Face	
08"	GS08CAL	12"	GS12CAL
08"	GS08CAR	12"	GS12CAR
09"	GS09CAL	13"	GS13CAL
09"	GS09CAR	13"	GS13CAR
10"	GS10-CAL	16"	GS16CAL
10"	GS10-CAR	16"	GS16CAR
Double Face		Double Face	
16"	GD08CA	24"	GD12CA
18"	GD09CA	26"	GD13CA
20"	GD10-CA	32"	GD16CA

ESTEY

A DIVISION OF TENNSCO CORP.

All Estey Library Shelving is powder painted with a tough, baked enamel finish to assure years of lasting beauty. Choose from 10 standard finishes.



Champagne/Putty



Pearl Grey



Sand



Georgian Ivory



Light Grey



Arctic White



Black



Medium Grey



Sandstone



Dove Grey

Finishes shown above are only representative of the actual finishes. Premium colors and special color matches are available. If greater accuracy is required contact your local Estey dealer for additional information and/or pricing.

A WORD ABOUT TENNSCO

Tennsco Corp., headquartered in Dickson, Tennessee, began operations in 1962. Today, Tennsco is an industry leader with over 1 million square feet of manufacturing and warehouse space in six facilities. Tennsco offers a wide variety of filing and storage systems, steel office furniture, industrial and institutional shelving, lockers and shop equipment.

For additional information on other Tennsco products, contact:

ESTEY

A DIVISION OF TENNSCO CORP.

201 Tennsco Drive
Dickson, TN 37056-1888
(615) 446-8000 (800) 251-8184
Facsimile (800) 722-0134
Internet: www.tennsco.com
e-mail: infotenn@tennsco.com