



Platform Trucks *Wood Deck*

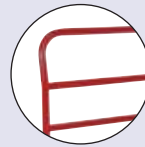
mobile systems & work centers



- Safely transport product, minimize lifting/carrying
- Heavy-duty platform trucks with kiln-dried, tongue and groove hardwood decks
- Caster options allow 1,180 to 5,400 lb. capacities
- Choose from multiple options in deck type, size, handles, casters, running gear patterns, bumpers and wheel locks
- Decks are 4/4 (7/8" thick)
- Shipped completely assembled and ready to use
- Casters are bolted on for easy replacement



features



Removable cross bar handle



Hardwood deck with tongue & groove construction



Bolt heads are countersunk and secured with lock nuts for a smooth working surface



Heavy-duty casters



How to Order in 7 Easy Steps!

step 1 pick a deck size

Deck sizes

- 24" x 48" • 27" x 54"
- 30" x 60" • 36" x 72"

step 2 pick a deck style (series 1 or 2)

Styles

Series 1 – All Wood

- Standard with removable lattice pipe handle at swivel end
- Two swivel, two rigid casters
- See caster options for capacity

Series 2 – Wood Deck with Steel Frame

- 2" x 2" x 1/8" welded steel angle frame keeps cart square (On 36" x 72" deck, 2" x 2" x 3/16")
- Heavy-duty steel frame for additional deck support
- Standard with removable lattice pipe handle at swivel end
- The wood deck is reinforced with longitudinal stiffeners for maximum capacity. (See caster options for capacity)
- Two swivel, two rigid casters

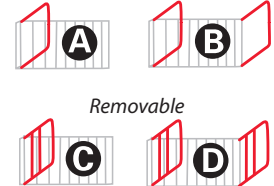
step 3 pick superstructure (A-D)

Superstructure



Open pipe handle

Cross bar handle



step 4 pick running gears

Rigid caster

Swivel caster


4 Four Swivel

5 Two Rigid Two Swivel

6 Tilt

7 Tilt Quad

step 5 pick caster type & size



P
Polyolefin
5x2-6x2

M
Mold-On Rubber
5x2-6x2-8x2

Y
Polyurethane
6x2-8x2

N
Pneumatic
8x3-10x3.5

R
Non-Marking Rubber
6x2-8x2

S
Steel
8x2

Casters & Wheels

Caster & Wheel choices allow you to resolve problems of noise control, floor protection, impact or abrasion resistance, or load capacity. See page 51 for more caster and wheel information.

step 6 create your model number

Call your Akro-Mils distributor with your model number today to order

model #	step 1	step 2	step 3	step 4	step 5	step 6
Platform Truck	Size	Series	Super-structure	Running Gear Type	Caster Wheel	Caster Wheel Diameter
RPT	2448 2754 3060 3672	1 2	A B C D	4 5 6 7	P M Y N R S	5 6 8 10
RPT	3060	2	A	5	P	6