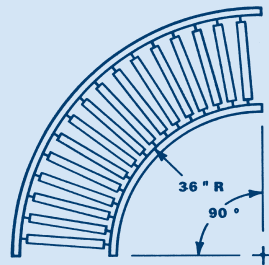


1-3/8" Curves available with 1-1/2" Centers.

Light Duty Curves

45° and 90° roller curves move products in various directions providing versatility to straight conveyors. Used in various applications to complete a warehouse system. For additional product protection, guard rails can be mounted to curve.



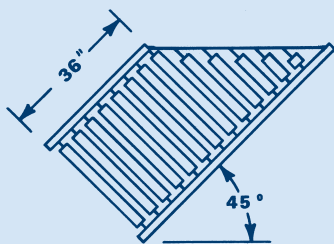
90° Roller Curve

GENERAL SPECIFICATIONS:

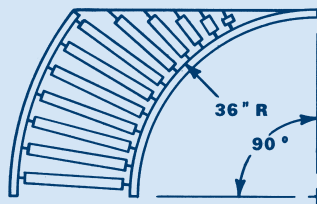
See 138 and 200 Series straight conveyors (Page 8 and 10)

Light Duty Spurs

These 45° and 90° roller spurs are used for converging and diverging several lines of material onto a main line. Specially made for use in limited access areas where exact entry is required by joining two or more lines of conveyor. Various angles available. Specify right or left hand unit.



Right Hand 45° Roller Spur



Right Hand 90° Roller Spur

▶ 138-SR SERIES—CURVE

Over-All Width In	Roller Centers In	45° CURVE		90° CURVE	
		Model No	Weight Lbs	Model No	Weight Lbs
12	3	138-SR-0312-45	17	138-SR-0312-90	34
18	3	138-SR-0318-45	22	138-SR-0318-90	43
24	3	138-SR-0324-45	28	138-SR-0324-90	61

▶ 138-AR SERIES—CURVE

Over-All Width In	Roller Centers In	45° CURVE		90° CURVE	
		Model No	Weight Lbs	Model No	Weight Lbs
12	3	138-AR-0312-45	10	138-AR-0312-90	20
18	3	138-AR-0318-45	13	138-AR-0318-90	26
24	3	138-AR-0324-45	16	138-AR-0324-90	32

▶ 190-SRL SERIES—CURVE

Over-All Width In	Roller Centers In	45° CURVE		90° CURVE	
		Model No	Weight Lbs	Model No	Weight Lbs
12	3	190-SRL-0312-45	23	190-SRL-0312-90	53
18	3	190-SRL-0318-45	32	190-SRL-0318-90	64
24	3	190-SRL-0324-45	40	190-SRL-0324-90	83

▶ 200-ARL SERIES—CURVE

Over-All Width In	Roller Centers In	45° CURVE		90° CURVE	
		Model No	Weight Lbs	Model No	Weight Lbs
12	3	200-ARL-0312-45	13	200-ARL-0312-90	27
18	3	200-ARL-0318-45	19	200-ARL-0318-90	35
24	3	200-ARL-0324-45	24	200-ARL-0324-90	42

▶ 138-SR SERIES—SPUR

Over-All Width In	Roller Centers In	45° SPUR		90° SPUR	
		Model No	Weight Lbs	Model No	Weight Lbs
12	3	138-SR-0312-SC-45	30	138-SR-0312-SC-90	37
18	3	138-SR-0318-SC-45	43	138-SR-0318-SC-90	57
24	3	138-SR-0324-SC-45	54	138-SR-0324-SC-90	74

▶ 190-SRL SERIES—SPUR

Over-All Width In	Roller Centers In	45° SPUR		90° SPUR	
		Model No	Weight Lbs	Model No	Weight Lbs
12	3	190-SRL-0312-SC-45	45	190-SRL-0312-SC-90	60
18	3	190-SRL-0318-SC-45	60	190-SRL-0318-SC-90	81
24	3	190-SRL-0324-SC-45	72	190-SRL-0324-SC-90	96