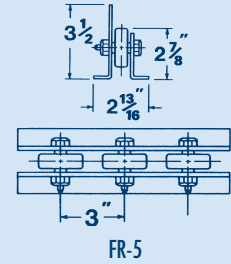
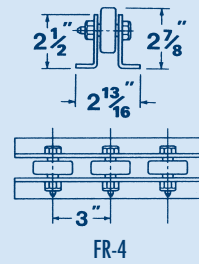
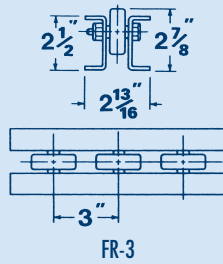
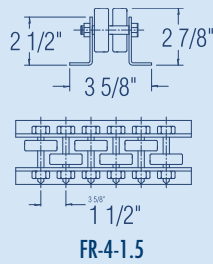
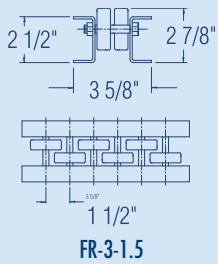
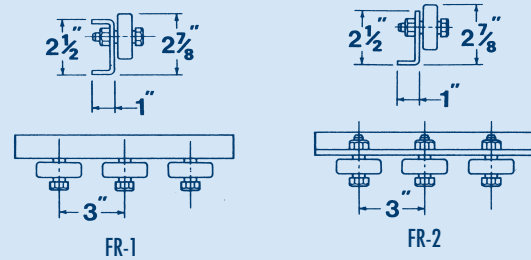



Flo Rail Conveyors

Skate wheels mounted to various configurations of channels and angles comprise what is commonly known in the industry as flo rail conveyors. One of these may be adaptable to your unique system.

▶ FLOW RAIL CONVEYORS

Model No	Weight 10ft Section Lbs	Skate Wheel Centers In	Frame
FR-1	20	3	12 Gauge Galvanized Steel
FR-2	18	3	
FR-3	35	3	
FR-4	33	3	
FR-5	38	3	
FR-3-1.5	42	1½	
FR-4-1.5	40	1½	



Gates

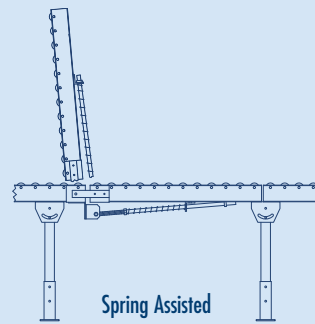
Manual or spring assisted gates can be used to provide access to personnel or equipment in other areas of the building. Used with skate wheel or roller conveyors. For special applications, consult factory.

▶ MANUAL GATES (HARDWARE ONLY)


For Conveyor Width	Standard Length Ft	For Conveyor Models	Model No
12	3' Maximum Recommended	1 3/8", 2" Skate Wheel Steel & Aluminum	MG-12
18			MG-18
24			MG-24

▶ SPRING ASSISTED GATES (HARDWARE ONLY)

For Conveyor Width	Standard Length Ft	For Conveyor Models	Model No
12	3' Maximum Recommended	1 3/8", 2" Skate Wheel Steel & Aluminum	SG-12
18			SG-18
24			SG-24



Spring Assisted



Manual Gate