
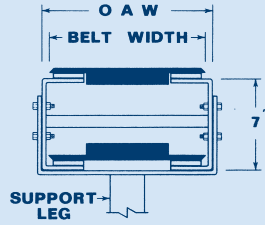


## Flat-Top Chain Conveyors

These chain links have a flat surface and form a continuous belt. Conveys cans, bottles and similar units. Steel or stainless steel chain available.



### FTC SERIES SPECIFICATIONS:

1/2 HP 115/1/60 Motor ♦ 10 Ga. Construction ♦ 4" Plastic Chain with 1-1/2" Pitch ♦ 6" Plastic Sprocket ♦ 60 FPM ♦ Capacity: 300 lbs

### ► FTC SERIES


Model No	Chain Width In	Over-All Width In	WEIGHT					
			Over-All Length: 5 Ft	Over-All Length: 10 Ft	Over-All Length: 15 Ft	Over-All Length: 20 Ft	Over-All Length: 25 Ft	Over-All Length: 30 Ft
FTC-4	4	5	232	292	372	432	512	572
FTC-6	6	7	287	357	447	517	607	677
FTC-10	10	11	362	442	542	622	722	802
FTC-12	12	13	394	479	584	669	774	859

## Multidirectional Wheel Conveyors

Referred to as "omni wheels", these multidirectional wheels will allow your packages to change directions on the proverbial dime.

### SOW SERIES SPECIFICATIONS:

Wheels: 1.9", Solid Nylon ♦ Axles: 1/4" on 3" Centers  
 ♦ Frame: 2-1/2" x 1" x 1", 12 Ga. Galv. Formed Channel ♦ Cross Braces  
 ♦ Frame Cap. over 3' - 500 lbs. ♦ Wheel Cap. - 25 lbs.



### ► SOW SERIES

Over-All Width In.	Model No	Wheels Per Ft	Weight Per Ft Lbs	Over-All Length Ft
12	12-SOW-08-3	8	5	3
18	18-SOW-12-3	12	7	3
24	24-SOW-16-3	16	8	3
30	30-SOW-20-3	20	29	3

